

HARVARD CAPS HARRIS POLL



Field Dates: February 21-22, 2024



SURVEY METHOD

This survey was conducted online within the United States from **February 21-22 among 2,022 registered voters** by The Harris Poll and HarrisX.

Results were weighted for age within gender, region, race/ethnicity, marital status, household size, income, employment, education, political party, and political ideology where necessary to align them with their actual proportions in the population. Propensity score weighting was also used to adjust for respondents' propensity to be online.

The poll was supervised by pollsters:

Mark Penn (Chairman, The Harris Poll)

Dritan Nesho (CEO, HarrisX)

Stephen Ansolabehere (Professor and CAPS Director Emeritus, Harvard University)

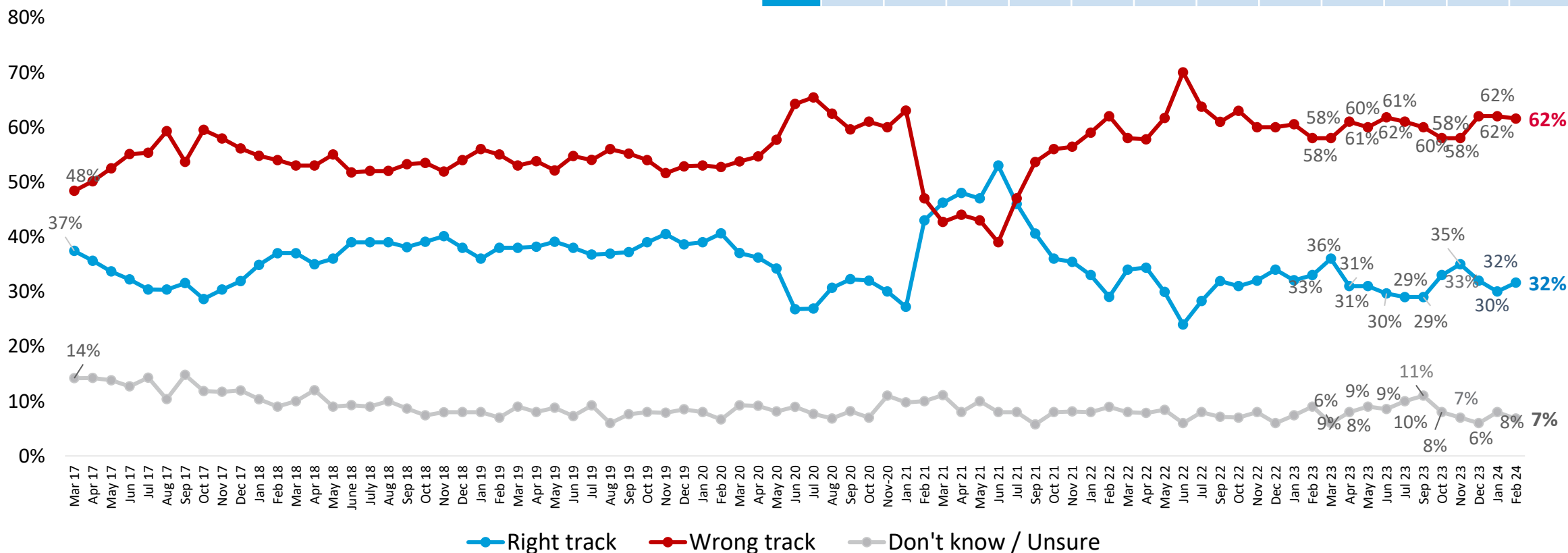
Approval and Mood of Country

PERCEPTION OF THE DIRECTION OF THE COUNTRY REMAINS LOW, WITH AROUND 1 IN 3 SAYING WE'RE ON THE RIGHT TRACK

% Who Say "Right Track"

	02/23	03/23	04/23	05/23	06/23	07/23	09/23	10/23	11/23	12/23	01/24	02/24
GOP	18%	19%	14%	14%	10%	14%	13%	14%	20%	11%	10%	12%
DEM	55%	58%	54%	55%	54%	51%	50%	58%	58%	58%	52%	56%
IND	23%	27%	22%	20%	21%	19%	21%	22%	23%	25%	26%	24%

Country: Right Track / Wrong Track



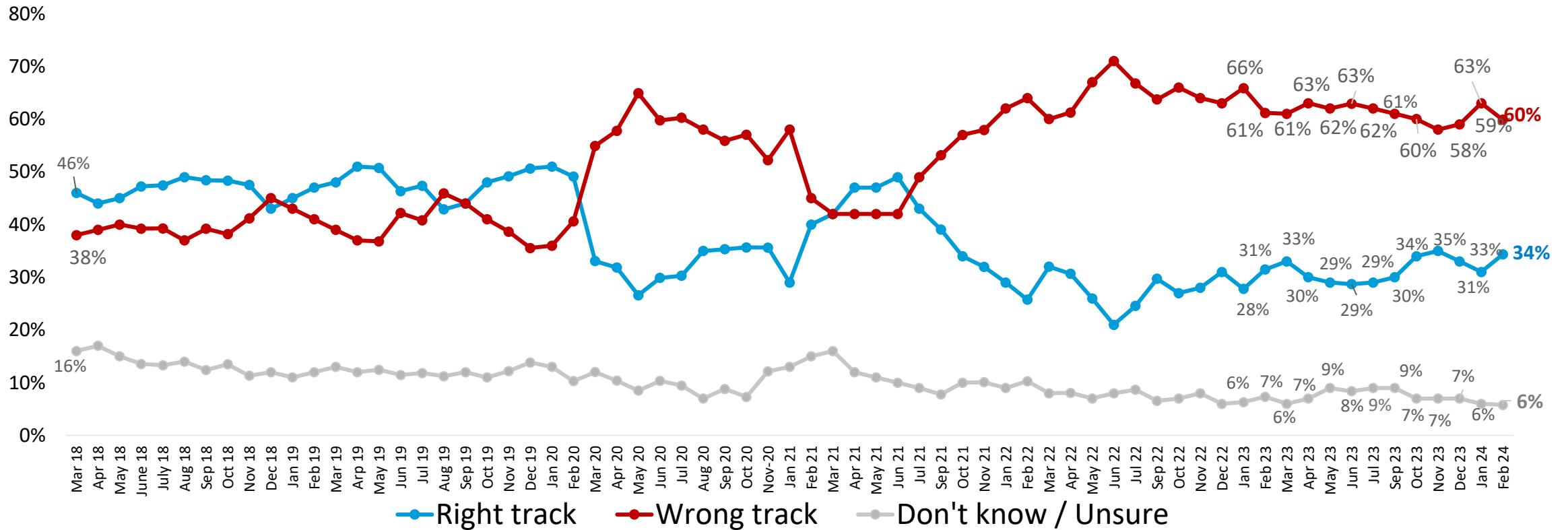
M1. In general, do you think the country is on the right track or is it off on the wrong track?

DESPITE A SLIGHT UPTICK, ONLY AROUND 1 IN 3 VOTERS SAY THE U.S. ECONOMY IS ON THE RIGHT TRACK

U.S. Economy: Right Track / Wrong Track

% Who Say "Right Track"

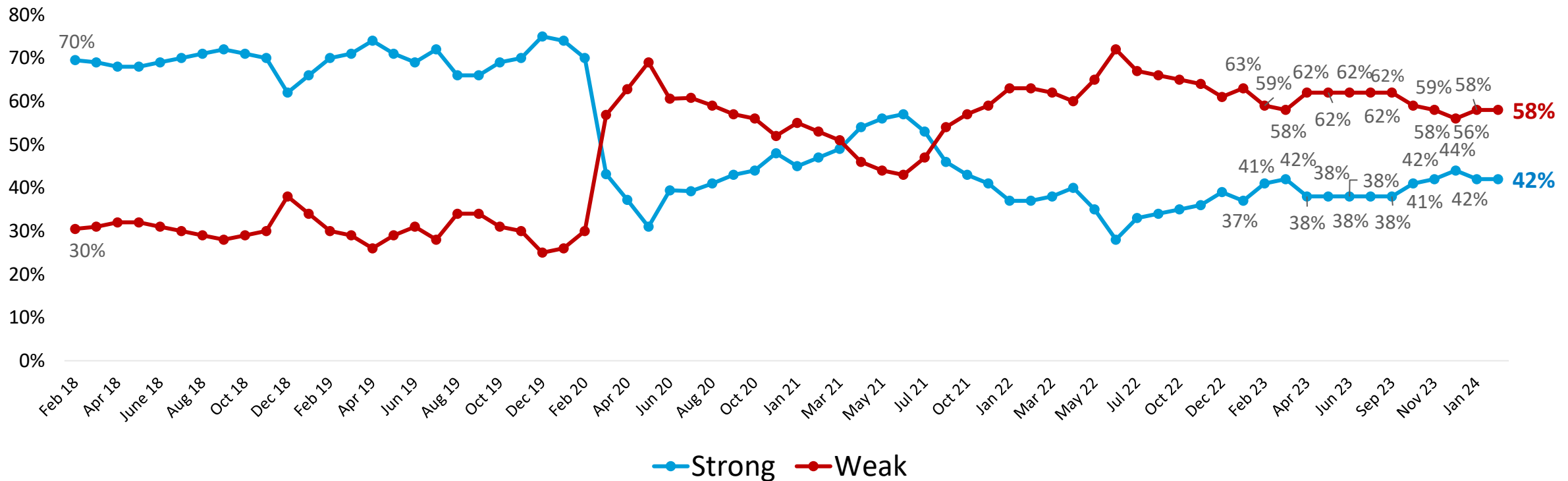
	02/23	03/23	04/23	05/23	06/23	07/23	09/23	10/23	11/23	12/23	01/24	02/24
GOP	16%	19%	12%	14%	11%	13%	14%	13%	22%	14%	11%	14%
DEM	53%	58%	54%	55%	51%	51%	50%	58%	55%	55%	54%	58%
IND	23%	27%	20%	20%	22%	18%	23%	25%	25%	29%	27%	29%



M2. In general, do you think the American economy is on the right track or is it off on the wrong track?

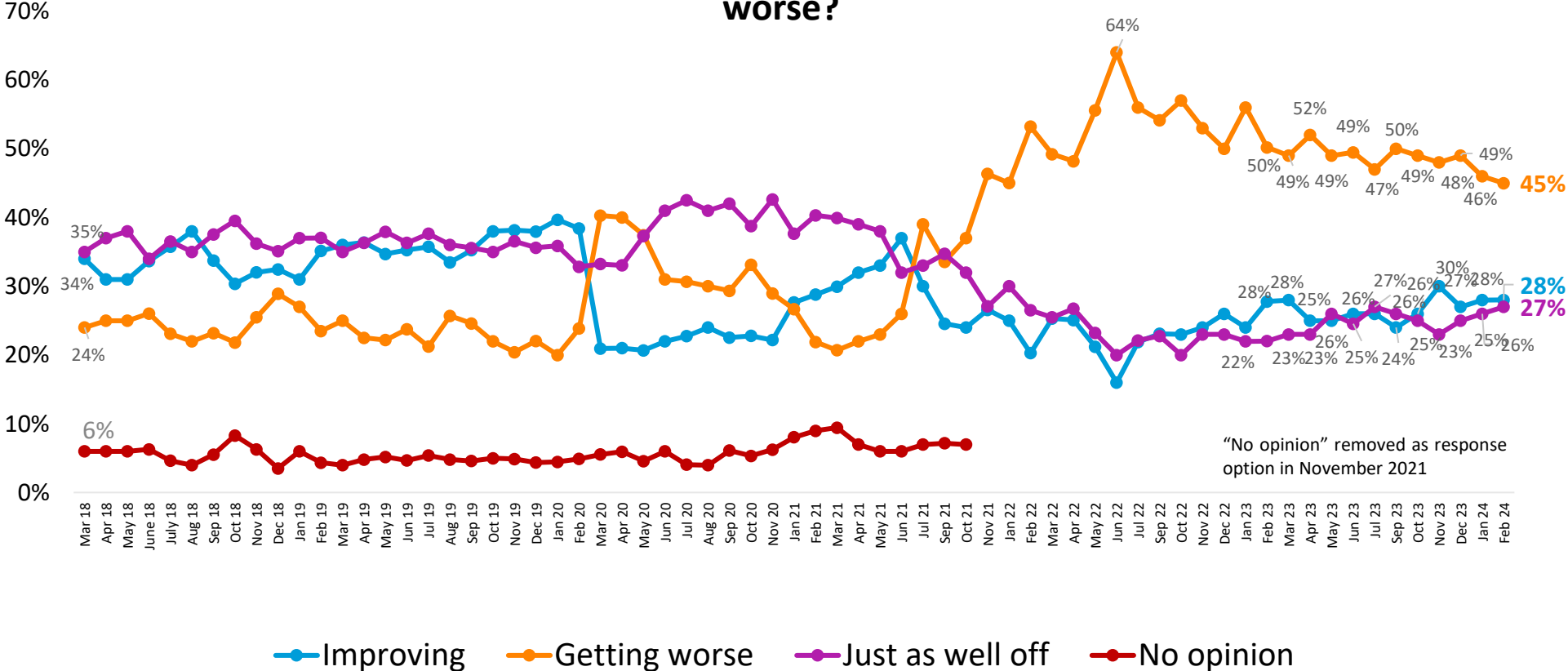
THE PERCEIVED STRENGTH OF THE U.S. ECONOMY REMAINS UNDERWATER, WITH 3 IN 5 SAYING IT IS WEAK

How strong do you think the U.S. economy is today?



WHILE THE NUMBER OF VOTERS SAYING THEIR FINANCES ARE GETTING WORSE HAS IMPROVED, OVER 4 IN 10 STILL REPORT A WORSENING FINANCIAL PICTURE

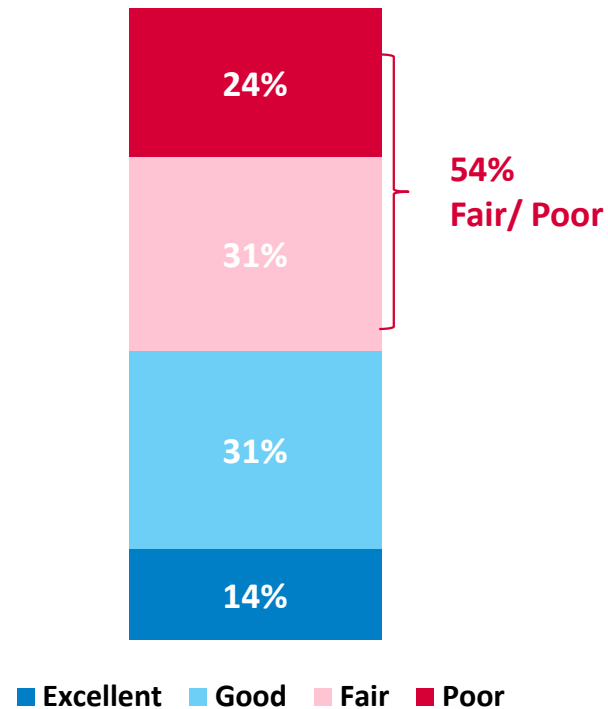
Would you say that your personal financial situation is improving or getting worse?



Row %	Improving	Getting worse
DEM	44%	28%
GOP	16%	59%
IND/OTH	21%	49%
Male	33%	41%
Female	24%	48%
18-24	43%	44%
25-34	36%	45%
35-44	39%	38%
45-54	27%	43%
55-64	18%	50%
65+	16%	48%
White	26%	45%
Black or African American	40%	38%
Hispanic	30%	53%
Asian	28%	28%
Other	20%	54%
Urban	42%	36%
Suburban	22%	47%
Rural	20%	55%

MOST VOTERS SAY THEIR CURRENT PERSONAL ECONOMIC SITUATION IS UNDERWATER

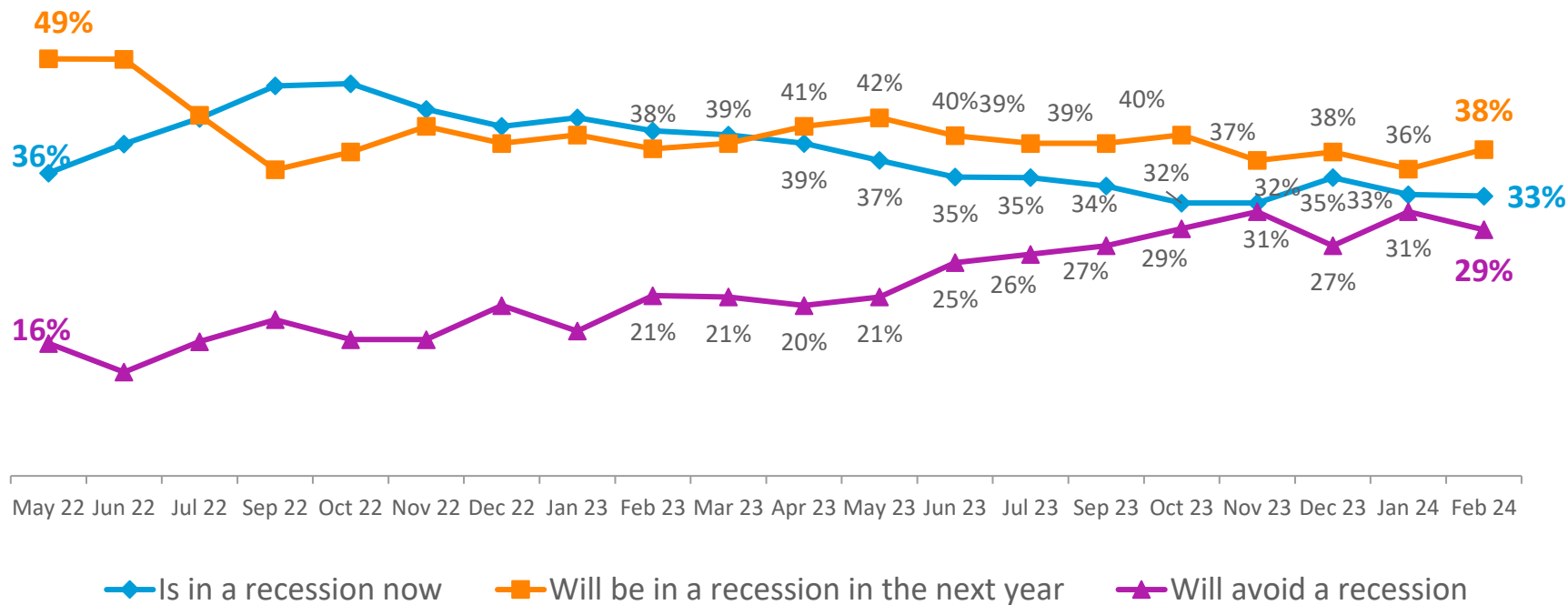
Do you think your personal economics right now are...



Row %	Excellent	Good	Fair	Poor
DEM	21%	40%	26%	13%
GOP	10%	23%	32%	35%
IND/OTH	11%	31%	35%	23%
Male	18%	32%	27%	23%
Female	11%	31%	34%	24%
18-24	30%	35%	21%	15%
25-34	22%	27%	30%	20%
35-44	22%	33%	23%	21%
45-54	9%	35%	32%	24%
55-64	5%	26%	40%	30%
65+	9%	34%	31%	25%
White	14%	31%	29%	26%
Black or African American	20%	35%	34%	11%
Hispanic	14%	25%	30%	31%
Asian	14%	42%	34%	11%
Other	9%	25%	48%	18%
Urban	21%	33%	24%	21%
Suburban	12%	31%	33%	24%
Rural	9%	28%	34%	28%

7 IN 10 VOTERS SAY THE U.S. WILL BE IN A RECESSION NOW OR WILL BE IN A RECESSION THE NEXT YEAR

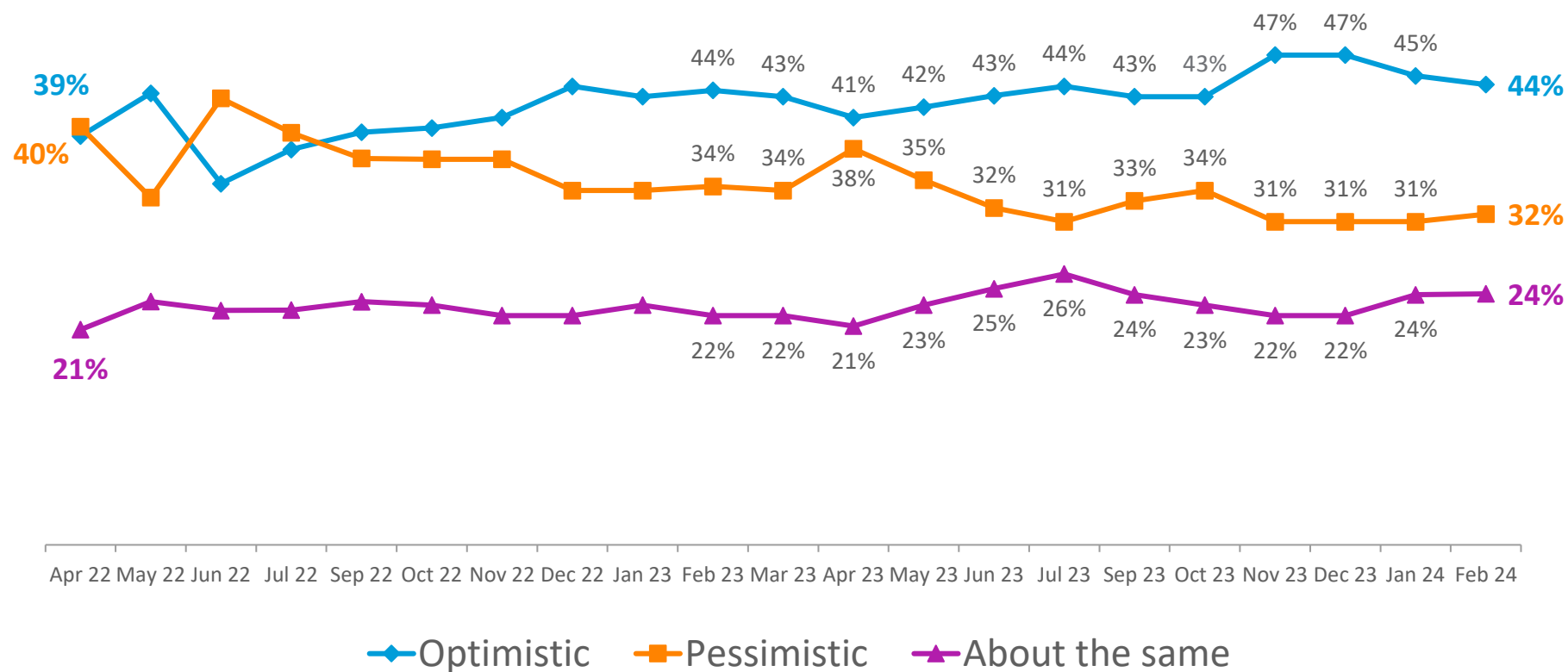
Do you think the U.S. is in a recession now, will be in a recession in the next year or most likely will avoid a recession?



Row %	Is in a recession now	Will be in a recession in the next year	Will avoid a recession
DEM	30%	29%	41%
GOP	39%	47%	14%
IND/OTH	28%	39%	32%
Male	35%	36%	28%
Female	31%	40%	29%
18-24	42%	40%	18%
25-34	40%	41%	19%
35-44	34%	42%	24%
45-54	34%	36%	31%
55-64	31%	37%	32%
65+	24%	35%	41%
White	30%	39%	30%
Black or African American	42%	31%	27%
Hispanic	35%	40%	25%
Asian	32%	36%	32%
Other	37%	40%	23%
Urban	36%	34%	30%
Suburban	32%	39%	29%
Rural	30%	44%	26%

WHILE A PLURALITY SAY THEY REMAIN OPTIMISTIC ABOUT LIFE NEXT YEAR, THAT IS A MINORITY OPINION

In general, are you feeling optimistic or pessimistic about your life over the next year?

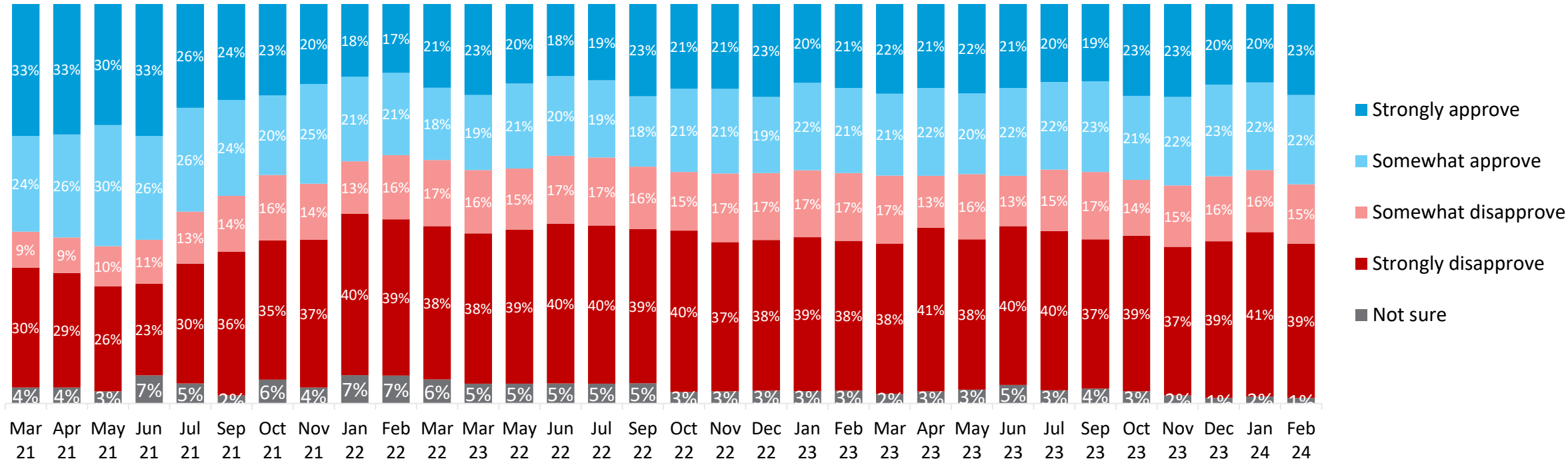


Row %	Optimistic	Pessimistic
DEM	62%	19%
GOP	31%	44%
IND/OTH	38%	34%
Male	48%	32%
Female	41%	31%
18-24	53%	35%
25-34	47%	33%
35-44	57%	26%
45-54	43%	33%
55-64	33%	36%
65+	40%	31%
White	41%	34%
Black or African American	59%	22%
Hispanic	48%	34%
Asian	47%	22%
Other	31%	31%
Urban	56%	27%
Suburban	41%	32%
Rural	32%	39%

BIDEN'S APPROVAL HAS SEEN A SMALL UPTICK BUT IS STILL UNDERWATER

President Biden Overall Approval

57% 59% 61% 62% 52% 48% 43% 45% 39% 38% 39% 41% 41% 38% 38% 41% 42% 43% 42% 42% 42% 43% 43% 43% 43% 41% 42% 44% 45% 43% 42% 45%



Column %	DEM	GOP	IND/OTH	Male	Female	18-24	25-34	35-44	45-54	55-64	65+	White	Black or African American	Hispanic	Asian	Other	Urban	Suburban	Rural
Approve (NET)	82%	11%	39%	46%	44%	48%	50%	58%	41%	36%	41%	41%	70%	43%	49%	43%	61%	40%	32%
Disapprove (NET)	17%	88%	59%	53%	54%	48%	50%	39%	58%	63%	59%	59%	27%	54%	51%	56%	38%	59%	67%

M3ALT. Do you approve or disapprove of the job Joe Biden is doing as President of the United States?

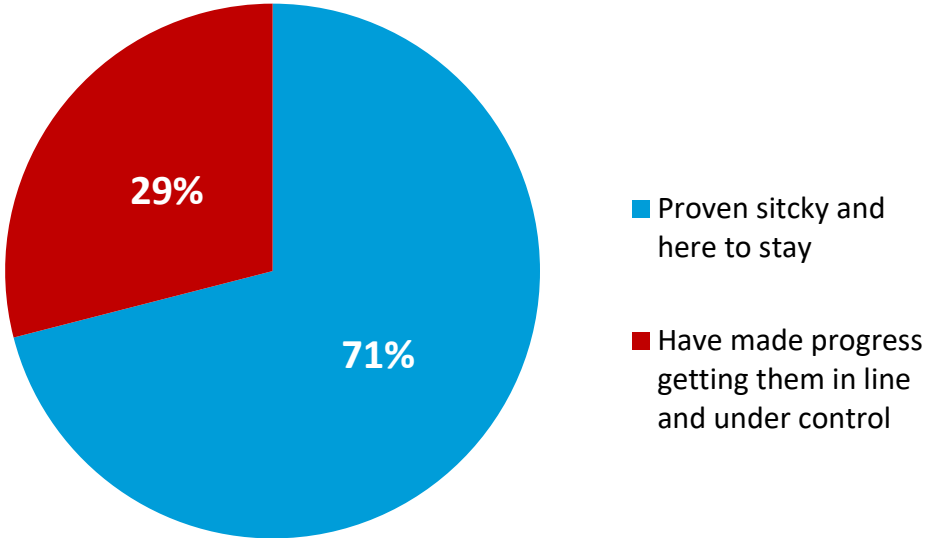
PERCEPTION OF BIDEN'S HANDLING OF KEY ISSUES REMAINS UNDERWATER, ESPECIALLY ON IMMIGRATION, ISRAEL-HAMAS, AND INFLATION

Approve Biden on... (Strongly or Somewhat Approve)

	Jan 22	Feb 22	Mar 22	Apr 22	May 22	Jun 22	Jul 22	Sep 22	Oct 22	Nov 22	Dec 22	Jan 23	Feb 23	Mar 23	Apr 23	May 23	Jun 23	Jul 23	Sep 23	Oct 23	Nov 23	Dec 23	Jan 24	Feb 24
The Economy	35%	33%	35%	38%	36%	32%	36%	37%	39%	39%	39%	38%	39%	40%	39%	39%	39%	38%	39%	41%	44%	42%	40%	43%
Stimulating Jobs	41%	38%	39%	46%	45%	43%	41%	44%	46%	46%	47%	46%	48%	48%	47%	48%	44%	46%	46%	49%	50%	47%	47%	49%
Fighting Terrorism	38%	34%	36%	43%	42%	40%	41%	42%	44%	45%	45%	43%	44%	46%	46%	46%	43%	43%	41%	46%	46%	45%	45%	44%
Immigration	34%	32%	34%	38%	38%	37%	39%	37%	38%	40%	40%	37%	38%	41%	40%	38%	35%	37%	36%	39%	46%	38%	35%	35%
Foreign Affairs	35%	33%	38%	41%	41%	39%	39%	40%	41%	44%	42%	42%	43%	45%	42%	43%	40%	42%	40%	43%	44%	41%	40%	41%
Administering the Gov't	40%	38%	35%	44%	42%	38%	41%	41%	44%	44%	43%	42%	42%	46%	44%	44%	42%	41%	42%	45%	46%	44%	42%	46%
Reacting to coronavirus	44%	44%	42%	52%	53%	50%	48%	49%	51%	54%	52%	52%	50%	52%	51%	52%	49%	50%	48%	53%	54%	53%	51%	52%
Dealing with violence and crime in the country	36%	33%	34%	39%	38%	34%	38%	38%	39%	40%	42%	39%	39%	42%	39%	39%	37%	37%	38%	41%	42%	42%	40%	41%
Handling inflation	31%	28%	33%	35%	34%	28%	33%	36%	35%	38%	38%	36%	38%	38%	37%	37%	36%	34%	35%	40%	40%	39%	36%	39%
Israeli-Hamas Conflict																				44%	45%	42%	39%	38%

7 IN 10 VOTERS SAY PRICE INCREASES AND INFLATION HAVE PROVEN TO BE STICKY AND ARE HERE TO STAY

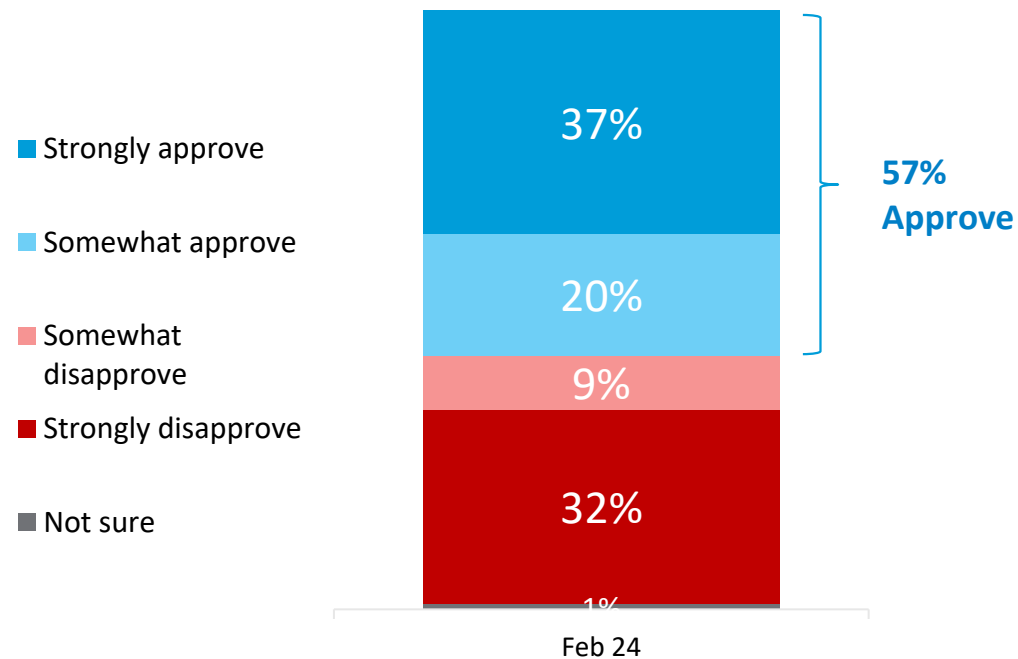
Have price rises and inflation proven to be sticky and here to stay, or have we made progress getting them in line and under control?



Row %	Proven sticky	Have made progress
DEM	58%	42%
GOP	87%	13%
IND/OTH	67%	33%
Male	70%	30%
Female	71%	29%
18-24	68%	32%
25-34	69%	31%
35-44	69%	31%
45-54	73%	27%
55-64	75%	25%
65+	69%	31%
White	72%	28%
Black or African American	62%	38%
Hispanic	68%	32%
Asian	80%	20%
Other	67%	33%
Urban	66%	34%
Suburban	73%	27%
Rural	73%	27%

A MAJORITY OF VOTERS SAY THEY APPROVE OF THE JOB TRUMP DID AS PRESIDENT, DRIVEN BY A DIVERSE SEGMENT OF VOTERS

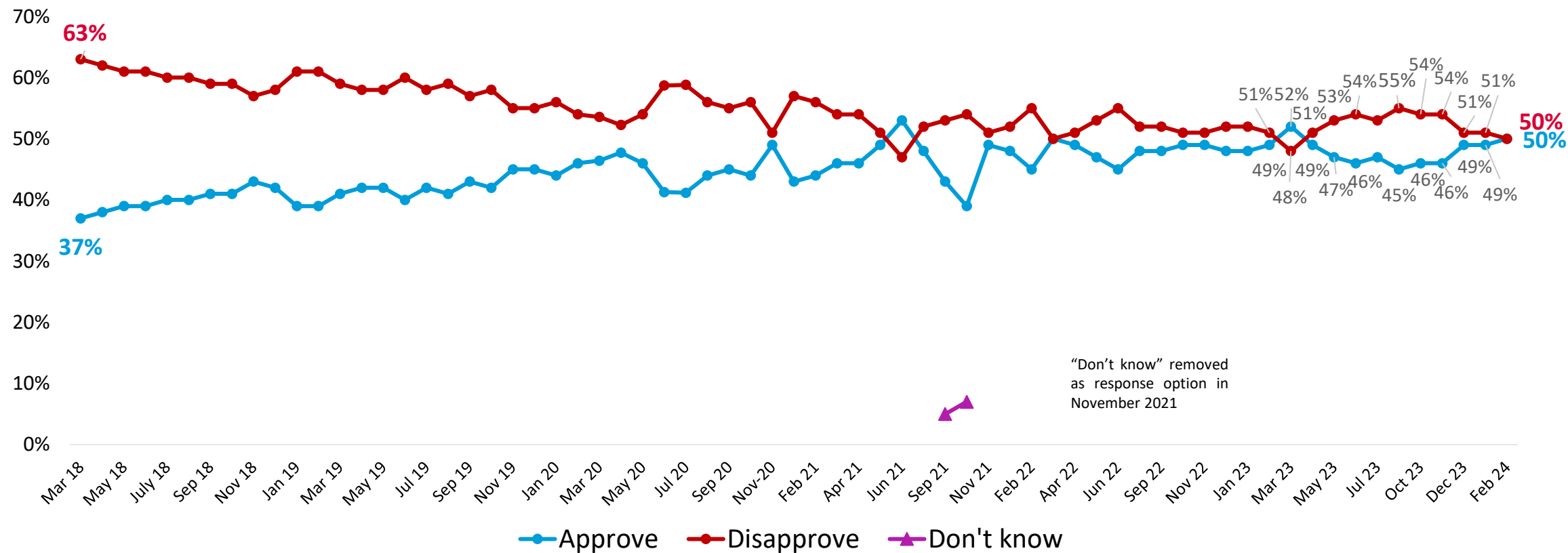
Do you approve or disapprove the job that Donald Trump did as president?



Row %	Approve (NET)	Disapprove (NET)
DEM	29%	70%
GOP	90%	10%
IND/OTH	53%	45%
Male	62%	37%
Female	53%	45%
18-24	64%	35%
25-34	58%	39%
35-44	58%	40%
45-54	57%	42%
55-64	60%	40%
65+	52%	47%
White	62%	37%
Black or African American	40%	55%
Hispanic	57%	42%
Asian	43%	57%
Other	48%	49%
Urban	53%	46%
Suburban	57%	42%
Rural	66%	33%

THE GOP'S APPROVAL RATING IS NOW AT 50%

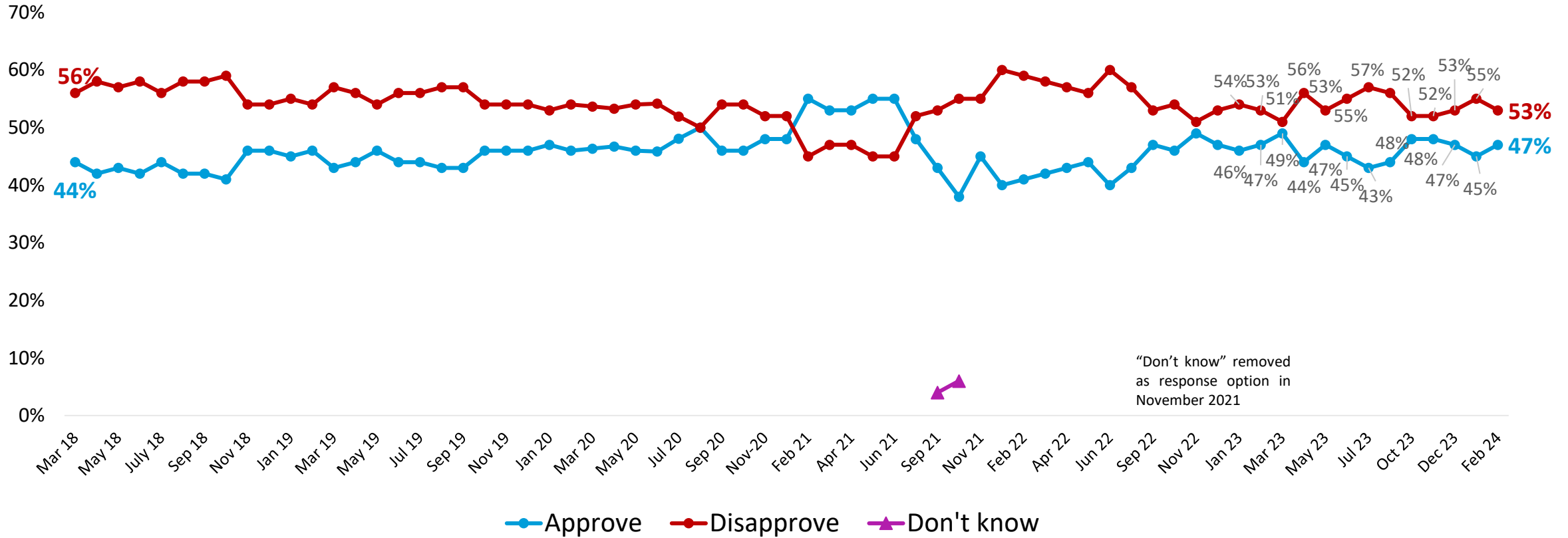
GOP Approval



Column %	DEM	GOP	IND/OTH	Male	Female	18-24	25-34	35-44	45-54	55-64	65+	White	Black or African American	Hispanic	Asian	Other	Urban	Suburban	Rural
Approve (NET)	30%	80%	37%	53%	47%	61%	60%	49%	47%	47%	42%	52%	37%	53%	43%	54%	48%	48%	58%
Disapprove (NET)	70%	20%	63%	47%	53%	39%	40%	51%	53%	53%	58%	48%	63%	47%	57%	46%	52%	52%	42%

APPROVAL OF DEMOCRATS IS JUST SHY OF 50%

Democratic Party Approval



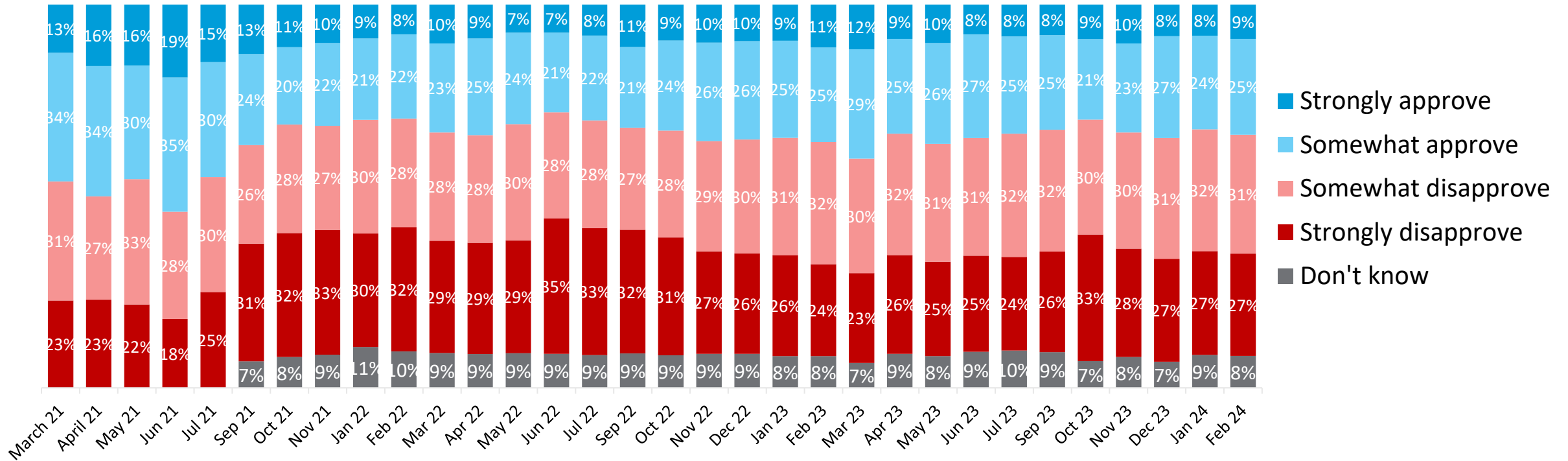
Column %	DEM	GOP	IND/OTH	Male	Female	18-24	25-34	35-44	45-54	55-64	65+	White	Black or African American	Hispanic	Asian	Other	Urban	Suburban	Rural
Approve (NET)	83%	14%	40%	47%	46%	54%	55%	54%	45%	36%	41%	41%	72%	50%	54%	35%	63%	42%	31%
Disapprove (NET)	17%	86%	60%	53%	54%	46%	45%	46%	55%	64%	59%	59%	28%	50%	46%	65%	37%	58%	69%

M5. Do you approve or disapprove of the way the Democratic Party is handling its job?

BUT ONLY ONE IN THREE VOTERS APPROVE OF HOW CONGRESS IS DOING ITS JOB

Do you approve or disapprove of the way Congress is doing its job?

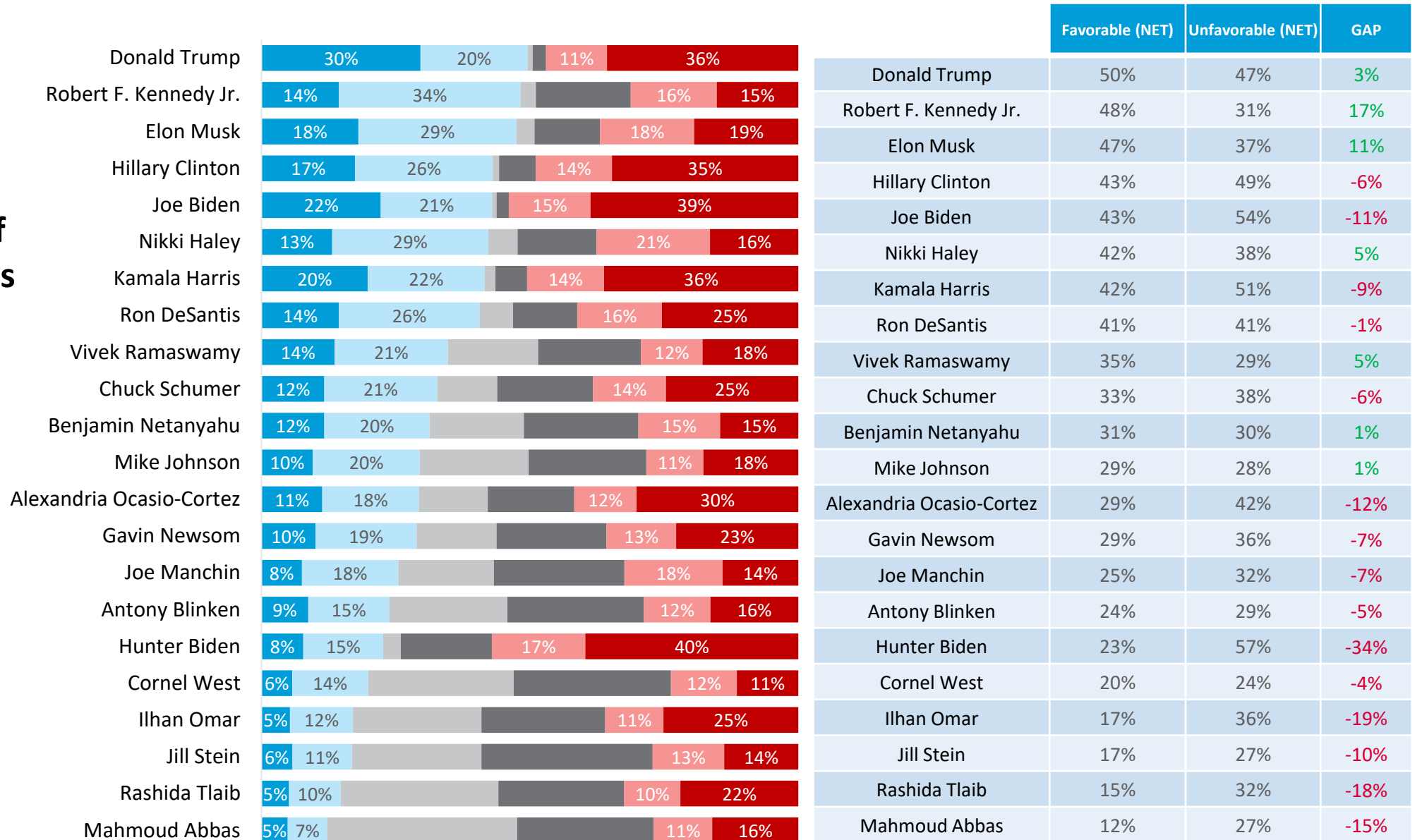
39% 49% 46% 54% 45% 36% 31% 32% 30% 30% 34% 34% 31% 28% 30% 32% 33% 36% 35% 35% 36% 40% 33% 36% 35% 34% 32% 30% 34% 35% 33% 34%



RFK JR., MUSK, HALEY, AND TRUMP HAVE THE HIGHEST NET FAVORABILITY AMONG POLITICAL FIGURES TESTED

Favorability of Political Figures

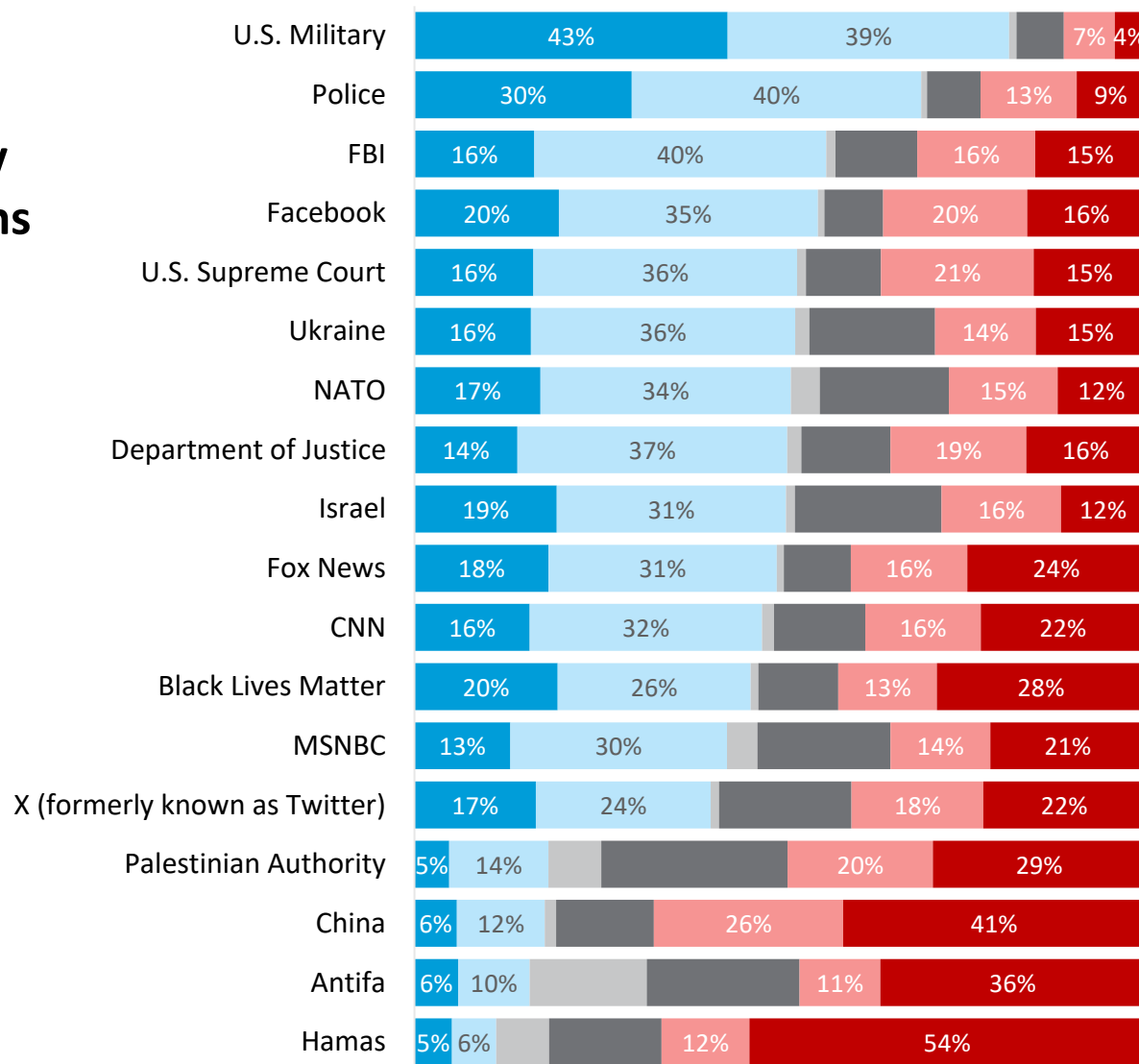
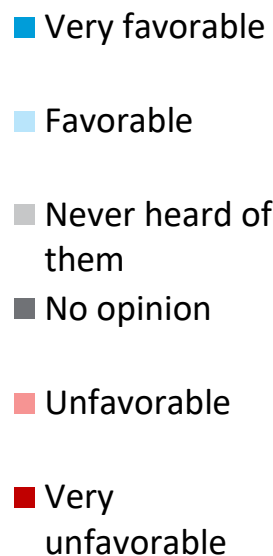
- Very favorable
- Favorable
- Never heard of them
- No opinion
- Unfavorable
- Very unfavorable



F1. Now we will show you some names and groups. Please indicate if you have a favorable or unfavorable view of that person or group – or if you’ve never heard of them.

U.S. MILITARY, THE POLICE, AND THE FBI ARE THE MOST FAVORED INSTITUTIONS IN THE COUNTRY

Favorability of Institutions

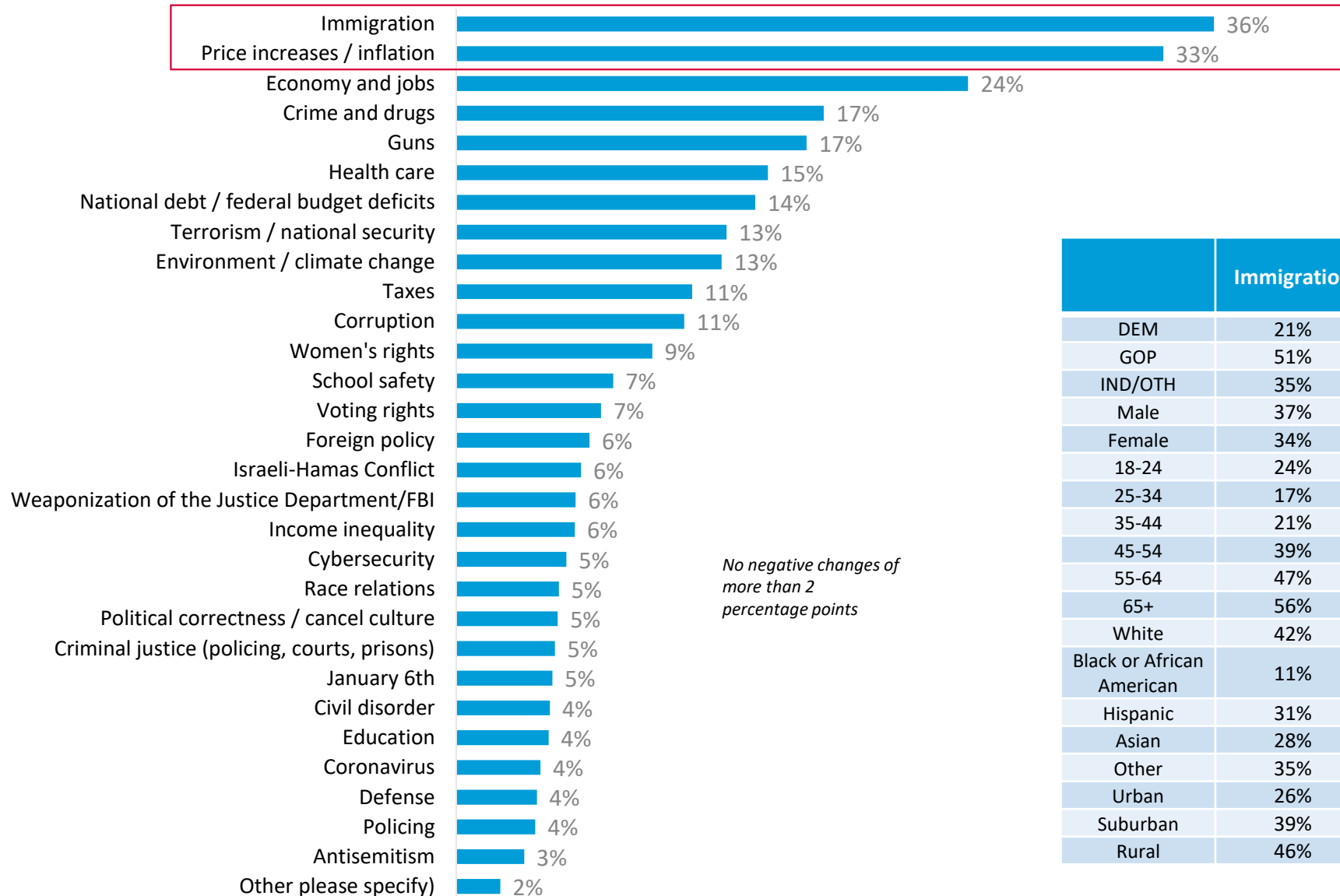


Row %	Favorable (NET)	Unfavorable (NET)	GAP
U.S. Military	81%	11%	70%
Police	69%	23%	47%
FBI	56%	31%	25%
Facebook	55%	36%	19%
U.S. Supreme Court	52%	36%	16%
Ukraine	52%	29%	23%
NATO	52%	27%	25%
Department of Justice	51%	35%	16%
Israel	51%	28%	23%
Fox News	50%	40%	9%
CNN	48%	38%	9%
Black Lives Matter	46%	42%	4%
MSNBC	43%	35%	8%
X (formerly known as Twitter)	41%	40%	0%
Palestinian Authority	18%	49%	-31%
China	18%	67%	-49%
Antifa	16%	47%	-32%
Hamas	11%	66%	-55%

F1. Now we will show you some names and groups. Please indicate if you have a favorable or unfavorable view of that person or group – or if you’ve never heard of them.

IMMIGRATION AND INFLATION CONTINUE TO BE THE TOP ISSUES FACING THE COUNTRY

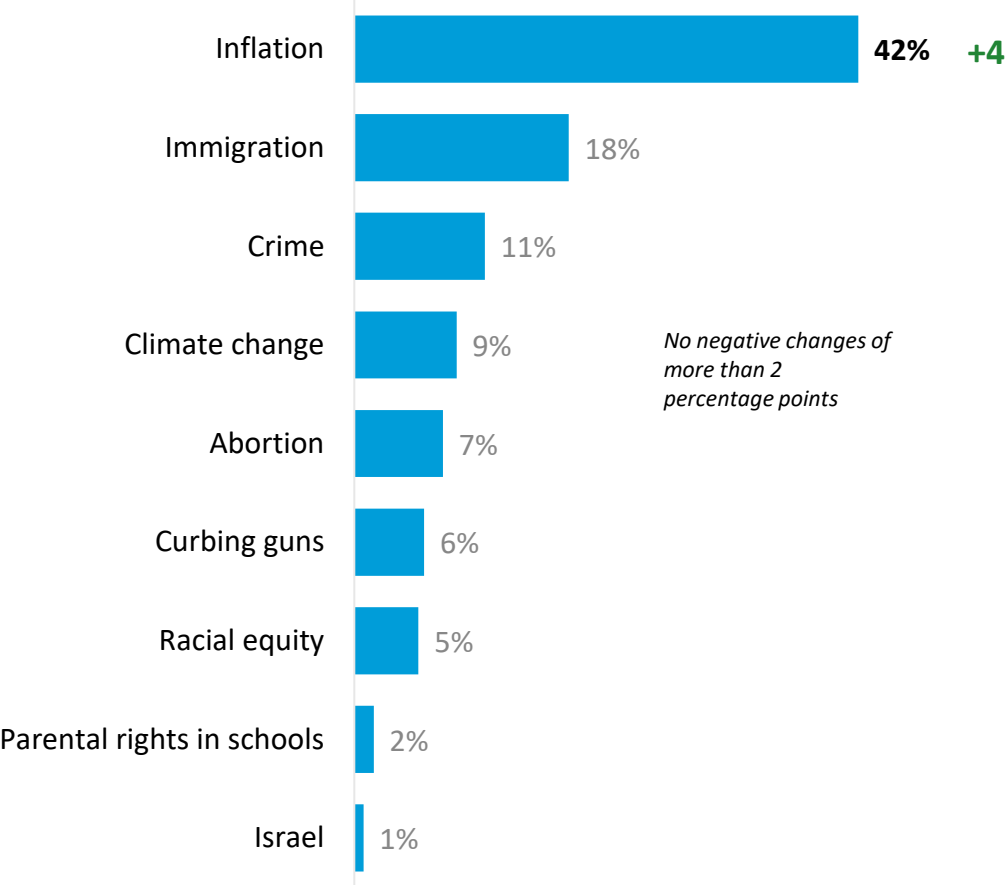
What would you say are the most important issues facing the country today?



	Immigration	Price increases / inflation
DEM	21%	22%
GOP	51%	41%
IND/OTH	35%	39%
Male	37%	31%
Female	34%	36%
18-24	24%	19%
25-34	17%	26%
35-44	21%	36%
45-54	39%	38%
55-64	47%	41%
65+	56%	32%
White	42%	36%
Black or African American	11%	22%
Hispanic	31%	30%
Asian	28%	36%
Other	35%	35%
Urban	26%	29%
Suburban	39%	35%
Rural	46%	38%

INFLATION REMAINS THE DOMINANT ISSUE TO VOTERS PERSONALLY, UP +4PTS FROM JANUARY

Which of these issues is most important to you personally?

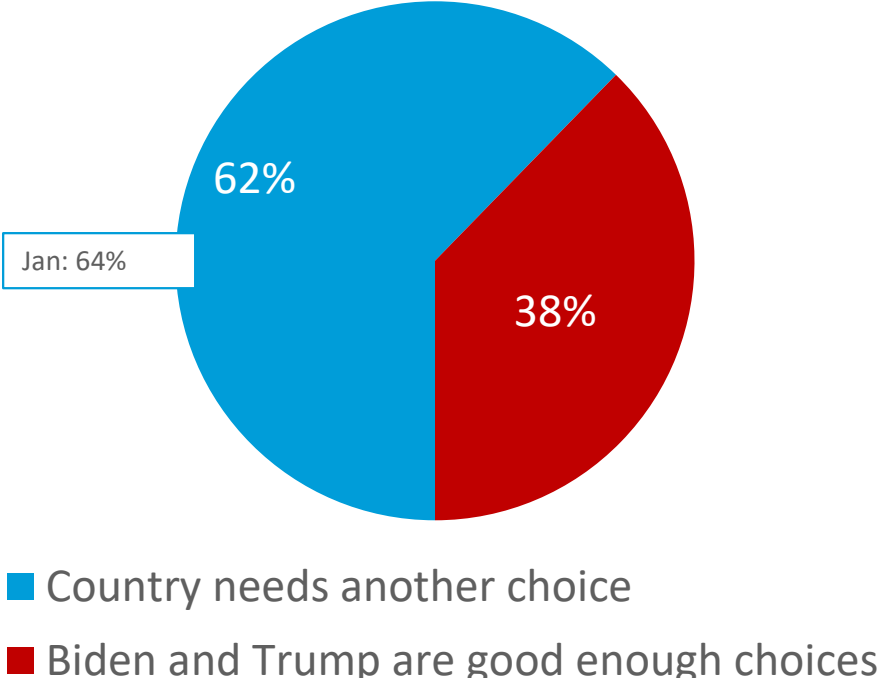


Column %	DEM	GOP	IND/OTH
Inflation	37%	48%	40%
Immigration	8%	28%	17%
Crime	14%	8%	10%
Climate change	13%	3%	10%
Abortion	10%	5%	7%
Curbing guns	9%	2%	7%
Racial equity	7%	3%	6%
Parental rights in schools	1%	2%	1%
Israel	1%	1%	1%

NOMINATIONS & THE HORSERACE

OVER 3 IN 5 VOTERS AGREE THE COUNTRY NEEDS “ANOTHER CHOICE” OTHER THAN BIDEN AND TRUMP, INCLUDING MAJORITIES FROM EVERY PARTY

Do you think if Joe Biden and Donald Trump are the nominees of their parties that the country needs another alternative or that this is a good choice for the voters?



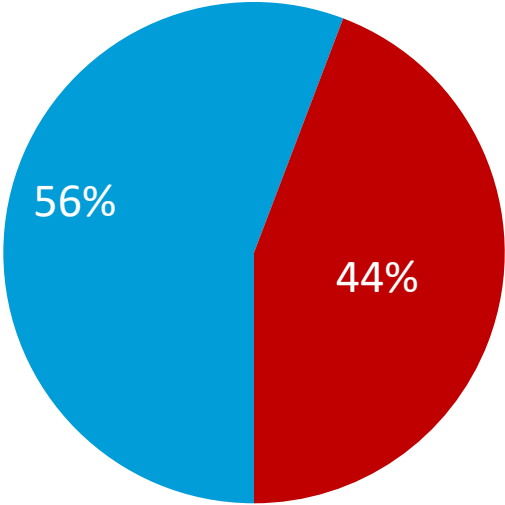
Column %	DEM	GOP	IND/OTH
Country needs another choice	67%	51%	71%
Biden and Trump are good enough choices	33%	49%	29%

MOST VOTERS CONTINUE TO SAY THEY WOULD CONSIDER A MODERATE INDEPENDENT CANDIDATE IN THE 2024 ELECTION

If Donald Trump was the Republican nominee and Joe Biden the Democratic nominee, would you consider an independent moderate candidate running for the presidency in 2024 or not?

Jan 2024

Column %	
Consider	55%
Not consider	45%

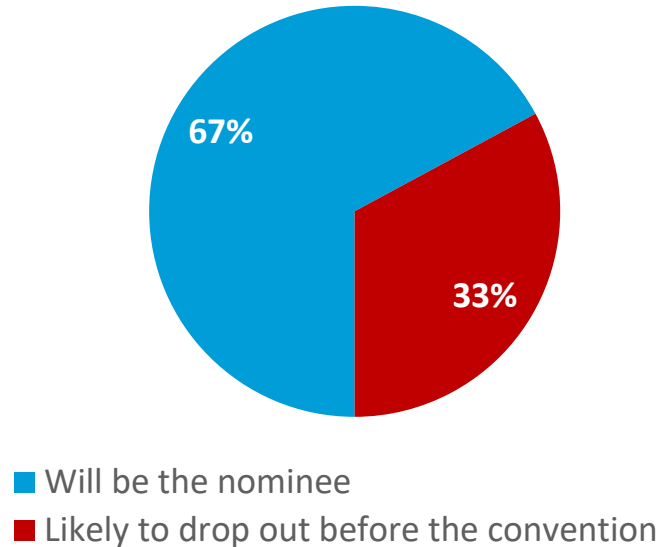


■ Consider ■ Not consider

Column %	DEM	GOP	IND/OTH
Consider	62%	43%	64%
Not consider	38%	57%	36%

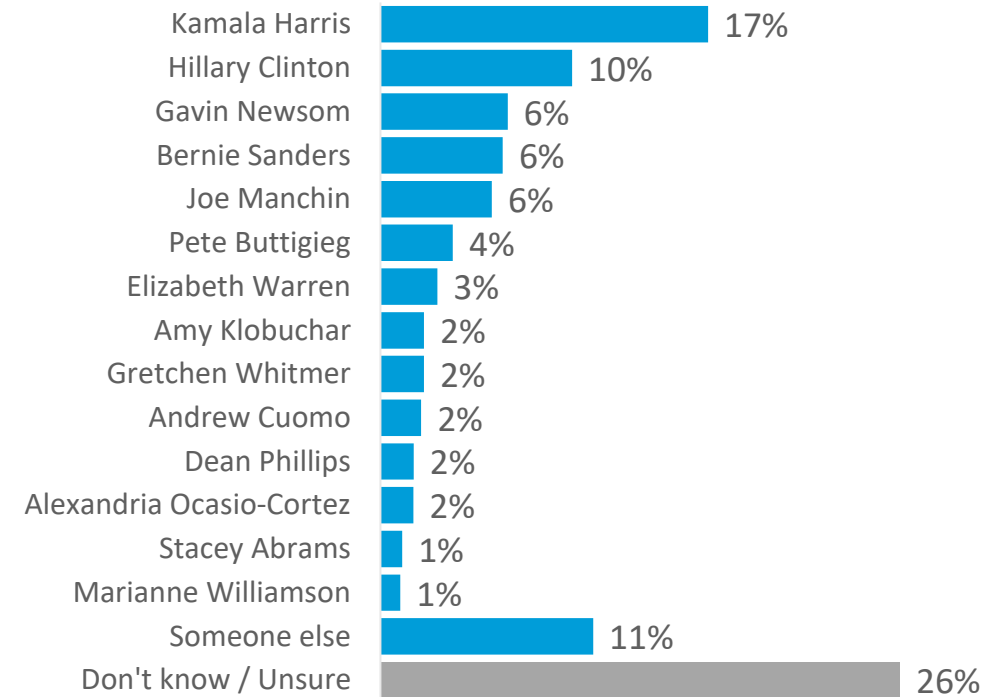
2 IN 3 VOTERS SAY BIDEN WILL BE THE DEMOCRATIC NOMINEE; OVER A QUARTER OF DEMOCRATIC VOTERS ARE NOT SURE WHO THEY PREFER IF HE DOESN'T RUN

Do you think Joe Biden will be the Democratic nominee for president or is it likely he will drop out before the convention?



Column %	DEM	GOP	IND/OTH
Will be the nominee	82%	54%	64%
Likely to drop out before the convention	18%	46%	36%

If President Biden decides not to run again in 2024, who would you prefer to be the Democratic candidate?
Among Dem Voters

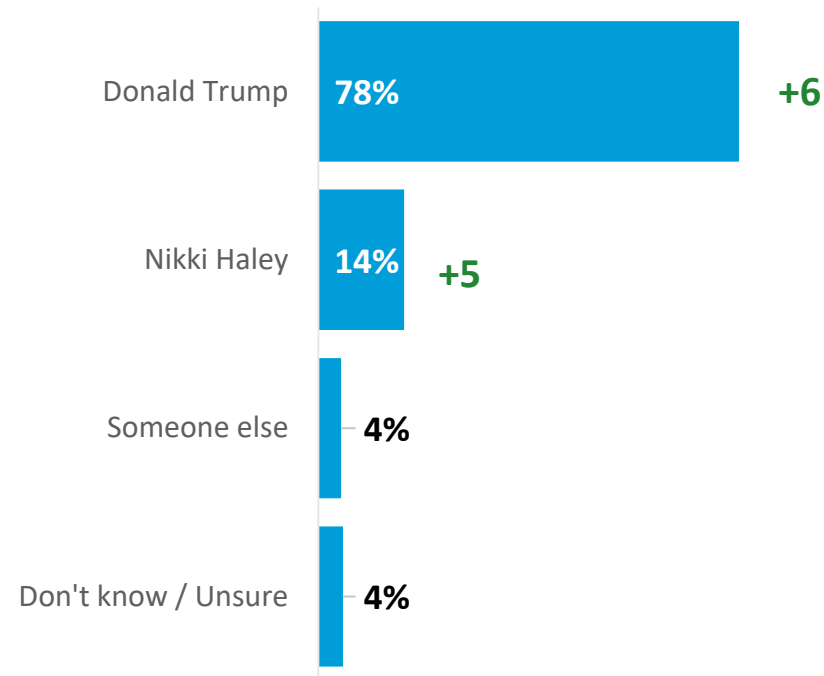


No notable changes from January

DEM0201: Do you think Joe Biden will be the Democratic nominee for president or is it likely he will drop out before the convention?
DEM2024B: If President Biden decides not to run again in 2024, who would you prefer to be the Democratic candidate?

WITH DESANTIS OUT, TRUMP HAS INCREASED HIS LEAD IN THE REPUBLICAN PRIMARY RACE

If the Republican presidential primary for the 2024 election was held today, who would you vote for?
Among GOP Voters

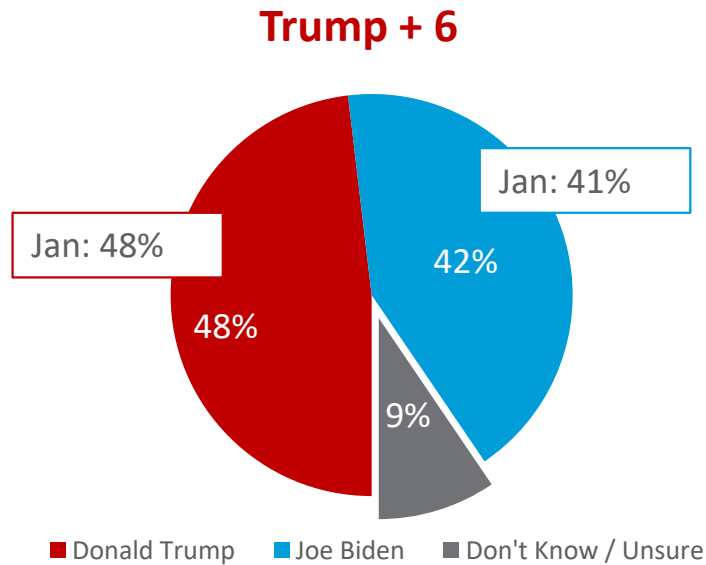


**Ron DeSantis dropped out, not included this month*

TRUMP MAINTAINS HIS LEAD OVER BIDEN IN HEAD-TO-HEAD

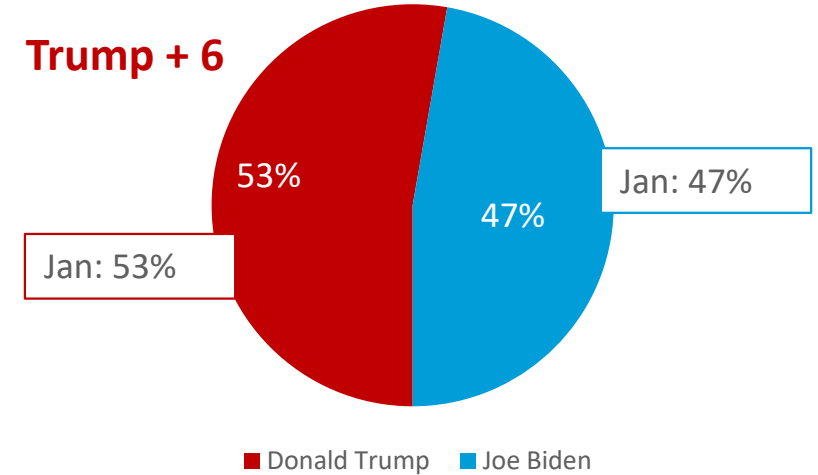
Biden vs GOP Nominees Horserace:

If the 2024 election for President were held today and it was between Donald Trump, the Republican and Joe Biden, the Democrat, who would you vote for?



Column %	DEM	GOP	IND/OTH
Donald Trump	12%	90%	42%
Joe Biden	82%	5%	39%
Don't Know / Unsure	6%	6%	19%

If you had to choose, would you vote for Donald Trump or Joe Biden? *First Choice + Leaners*



Column %	DEM	GOP	IND/OTH
Donald Trump	13%	94%	52%
Joe Biden	87%	6%	48%

H1: If the 2024 election for President were held today and it was between Donald Trump, the Republican and Joe Biden, the Democrat, who would you vote for?

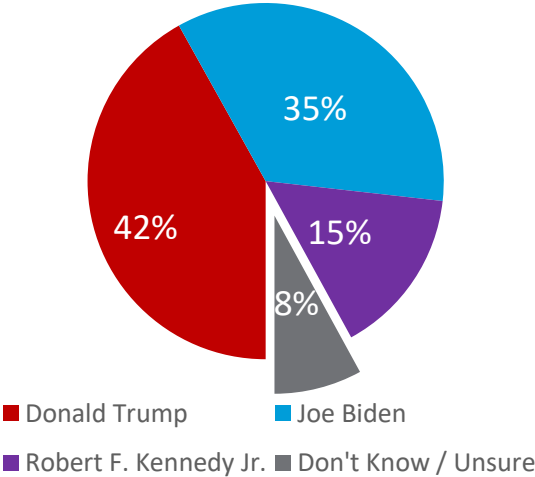
H1LEAN: And if you had to choose, would you vote for Donald Trump or Joe Biden?

TRUMP WINS IN THREE-WAY RACE INCLUDING RFK JR. BY EQUIVALENT MARGINS AS IN THE HEAD-TO-HEAD

Biden vs GOP Nominees Horseshoe:

If the 2024 election for President were held today and it was between **Donald Trump**, the Republican, **Joe Biden**, the Democrat, and **Robert F. Kennedy Jr.**, the Independent, who would you vote for?

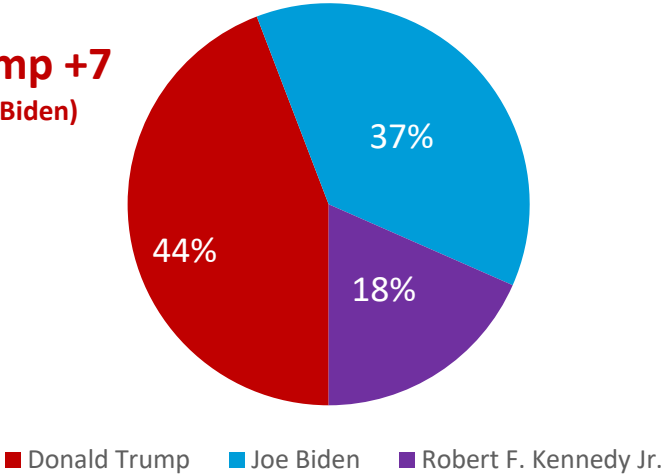
Trump +7
(over Biden)



Column %	DEM	GOP	IND/OTH
Donald Trump	6%	82%	38%
Joe Biden	68%	4%	30%
Robert F. Kennedy Jr.	20%	9%	18%
Don't Know / Unsure	6%	5%	14%

If you had to choose, would you vote for Donald Trump, Joe Biden, or Robert F. Kennedy Jr.? *First Choice + Leaners*

Trump +7
(Over Biden)

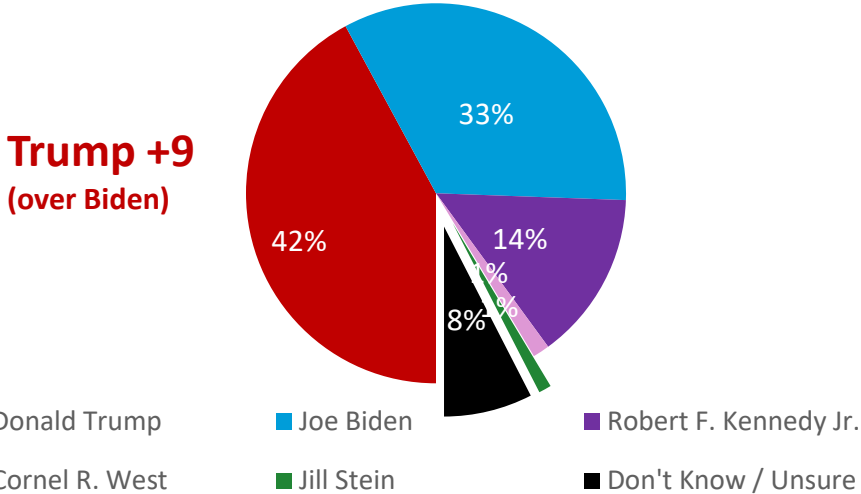


Column %	DEM	GOP	IND/OTH
Donald Trump	6%	85%	42%
Joe Biden	71%	5%	35%
Robert F. Kennedy Jr.	23%	10%	23%

H6: If the 2024 election for President were held today and it was between Donald Trump, the Republican, Joe Biden, the Democrat, and Robert F. Kennedy Jr., the Independent, who would you vote for?
 H6LEAN: And if you had to choose, would you vote for Donald Trump, Joe Biden, or Robert F. Kennedy Jr.?

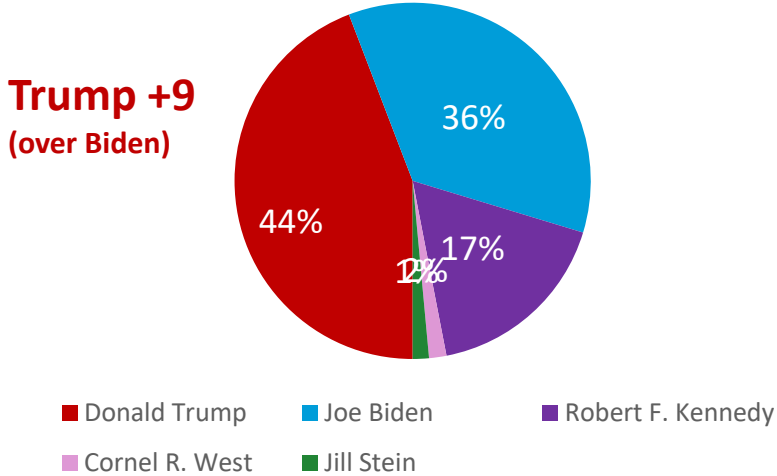
A SIMILAR DYNAMIC PLAYS OUT IN A 5 PERSON RACE INCLUDING CORNEL WEST AND JILL STEIN

If the 2024 election for President were held today and it was between **Donald Trump**, the Republican, **Joe Biden**, the Democrat, **Robert F. Kennedy Jr.**, the Independent, **Cornel R. West**, the Independent, and **Jill Stein**, the Green Party candidate who would vote for?



Column %	DEM	GOP	IND/OTH
Donald Trump	8%	82%	36%
Joe Biden	66%	5%	27%
Robert F. Kennedy Jr.	17%	8%	19%
Cornel R. West	1%	1%	2%
Jill Stein	1%	0%	2%
Don't Know / Unsure	6%	4%	14%

And if you had to choose, would you vote for Donald Trump, Joe Biden, Robert F. Kennedy Jr., Cornel West, or Jill Stein? *First Choice + Leaners*



Column %	DEM	GOP	IND/OTH
Donald Trump	8%	85%	40%
Joe Biden	69%	5%	30%
Robert F. Kennedy Jr.	20%	9%	25%
Cornel R. West	1%	1%	3%
Jill Stein	2%	0%	3%

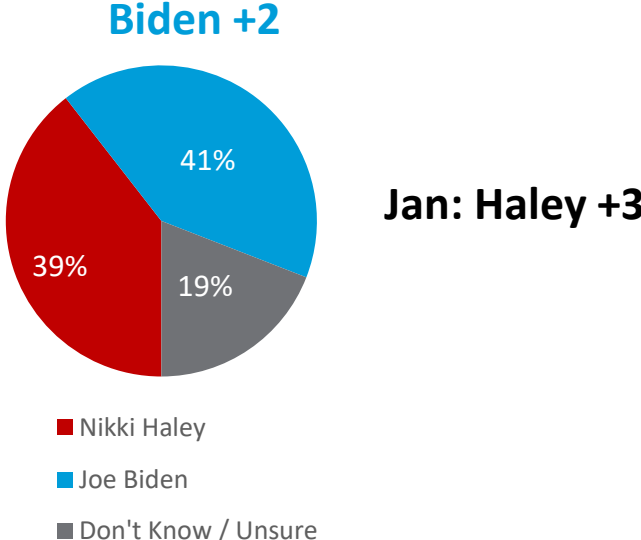
H9: If the 2024 election for President were held today and it was between Donald Trump, the Republican, Joe Biden, the Democrat, Robert F. Kennedy Jr., the Independent, Cornel R. West, the Independent, and Jill Stein, the Green Party candidate who would vote for?

H9LEAN: And if you had to choose, would you vote for Donald Trump, Joe Biden, Robert F. Kennedy Jr., Cornel West, or Jill Stein?

BIDEN NOW HAS A SLIGHT EDGE OVER HALEY IN A MATCHUP BETWEEN THE TWO, BUT ALMOST 1 IN 5 ARE UNDECIDED

Biden vs GOP Nominees Horserace:

If the 2024 election for President were held today and it was between Nikki Haley the Republican and Joe Biden, the Democrat, who would you vote for?

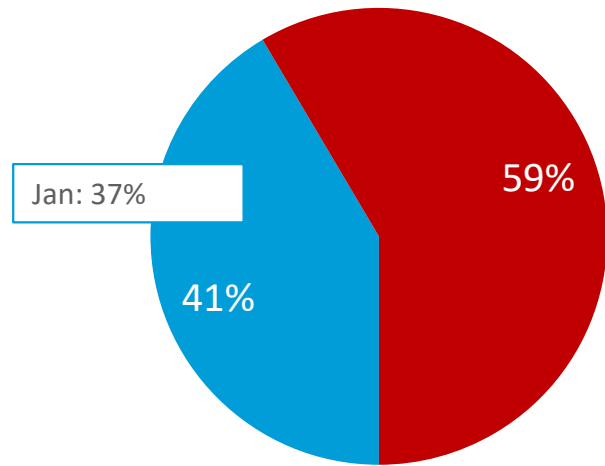


Column %	DEM	GOP	IND/OTH
Nikki Haley	15%	64%	40%
Joe Biden	79%	9%	33%
Don't Know / Unsure	7%	26%	27%

BIDEN CONFIDENCE

TWO-THIRDS OF VOTERS SAY BIDEN IS SHOWING HE IS TOO OLD TO BE PRESIDENT

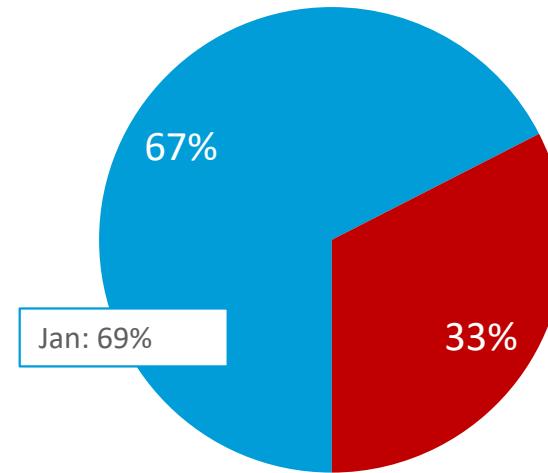
Is Joe Biden mentally fit to serve as President of the United States or do you have doubts about his fitness for office?
(Split sample)



■ He is mentally fit ■ I have doubts about his fitness

Column %	DEM	GOP	IND/OTH
He is mentally fit	68%	16%	34%
I have doubts about his fitness	32%	84%	66%

Do you think Joe Biden is showing he is too old to be President or do you think he is showing he is fit to be president?
(Split sample)



■ Showing he is too old ■ Showing he is fit to be president

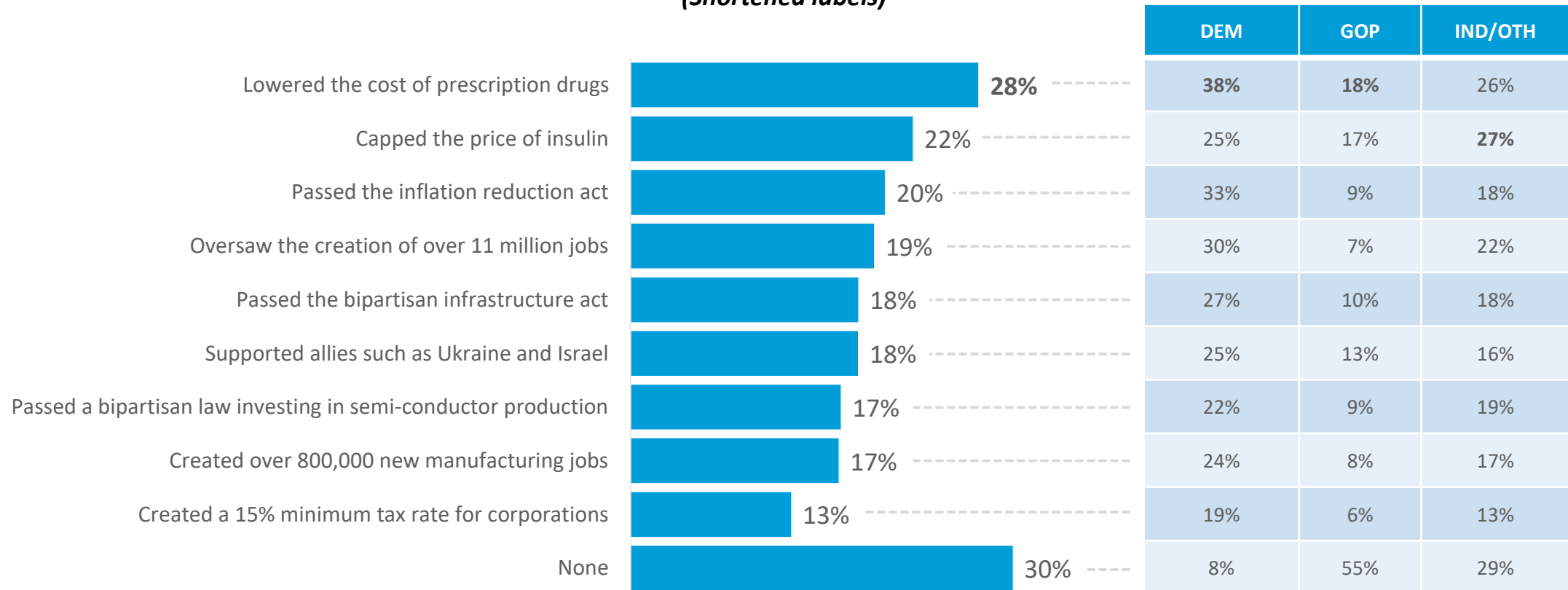
Column %	DEM	GOP	IND/OTH
Showing he is too old	40%	92%	68%
Showing he is fit to be president	60%	8%	32%

BID1. Is Joe Biden mentally fit to serve as President of the United States or do you have doubts about his fitness for office? Split sample
 BID2. Do you think Joe Biden is showing he is too old to be President or do you think he is showing he is fit to be president? Split sample

LOWERING THE COST OF PRESCRIPTION DRUGS IS BIDEN'S BIGGEST PERCEIVED ACCOMPLISHMENT

What is Joe Biden's biggest accomplishment as president?

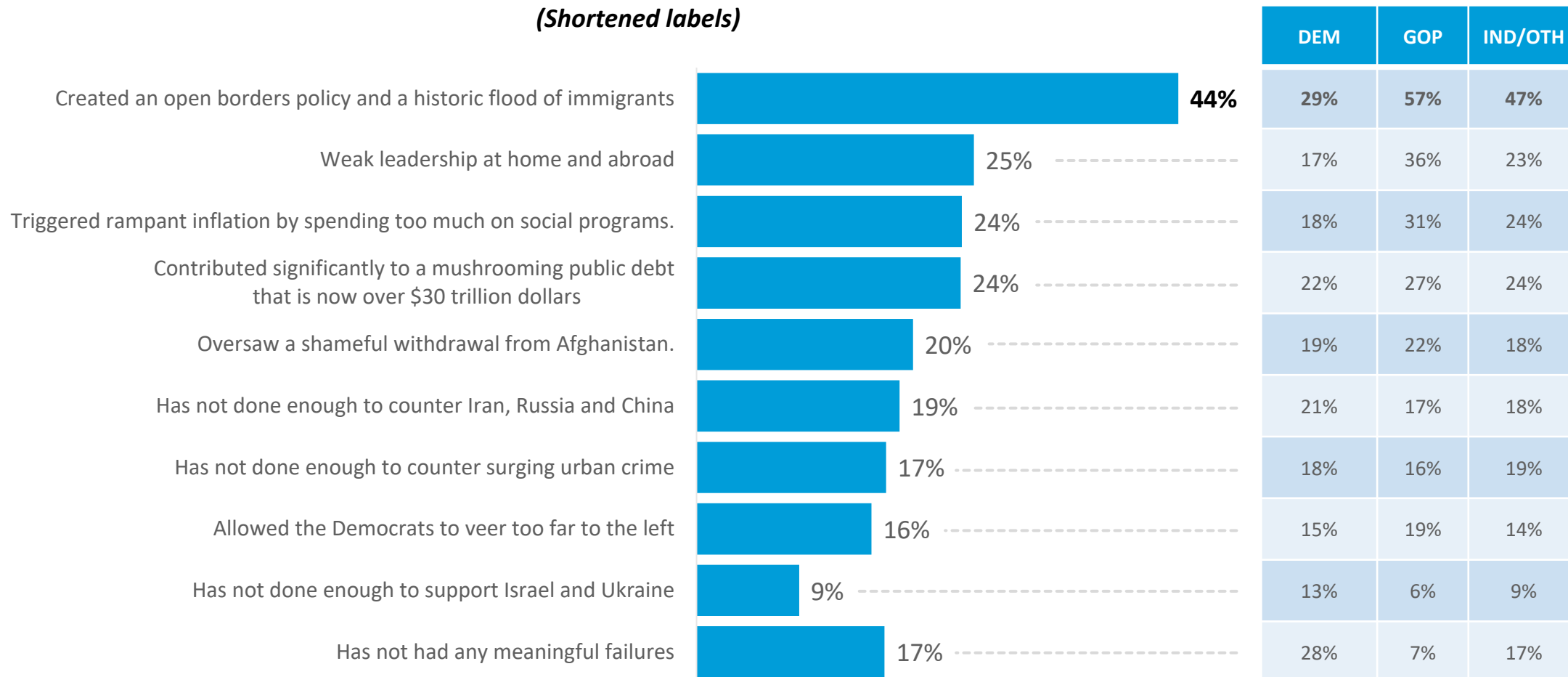
*Select Top 3
(Shortened labels)*



VOTERS CLAIM BIDEN'S OPEN BORDER POLICY TO BE THE ADMINISTRATION'S BIGGEST FAILURE

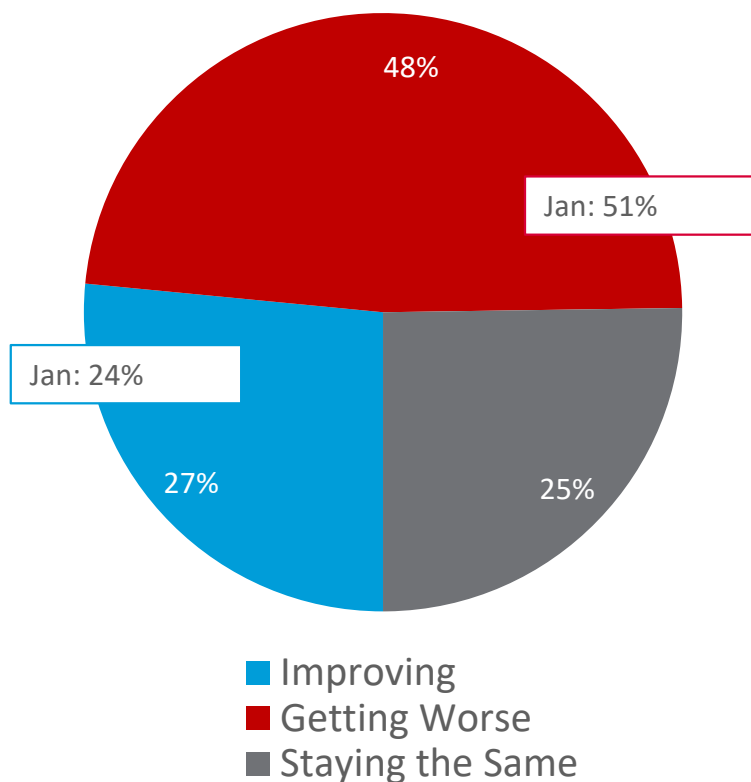
What is Joe Biden's biggest failure as president? Please select the top three

*Select Top 3
(Shortened labels)*



JUST UNDER HALF OF VOTERS SAY BIDEN IS GETTING WORSE AS PRESIDENT

Do you think Joe Biden is improving as a president, getting worse or staying the same?

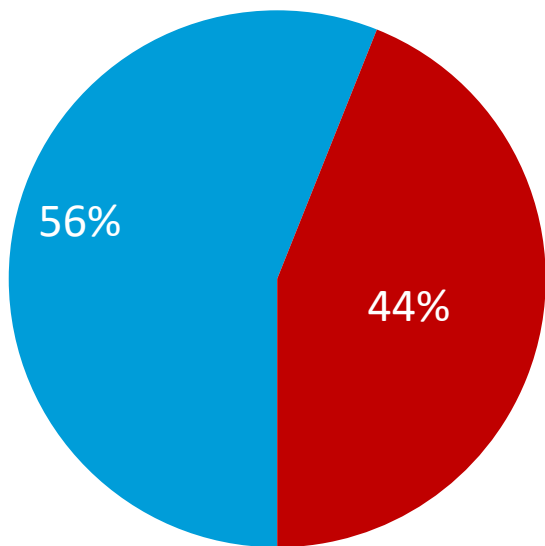


Column %	DEM	GOP	IND/OTH	Male	Female	18-24	25-34	35-44	45-54	55-64	65+
Improving	49%	9%	20%	30%	24%	37%	33%	35%	22%	20%	20%
Getting Worse	17%	80%	50%	49%	48%	44%	42%	38%	50%	59%	52%
Staying the Same	35%	12%	30%	22%	28%	18%	25%	27%	28%	21%	28%

Column %	White	Black or African American	Hispanic	Asian	Other	Urban	Suburban	Rural
Improving	23%	48%	26%	30%	11%	39%	21%	19%
Getting Worse	53%	29%	43%	49%	41%	35%	52%	61%
Staying the Same	24%	23%	31%	21%	48%	25%	27%	21%

VOTERS ARE SPLIT ON WHETHER HUR SHOULD HAVE RECOMMENDED CHARGES AGAINST PRESIDENT BIDEN

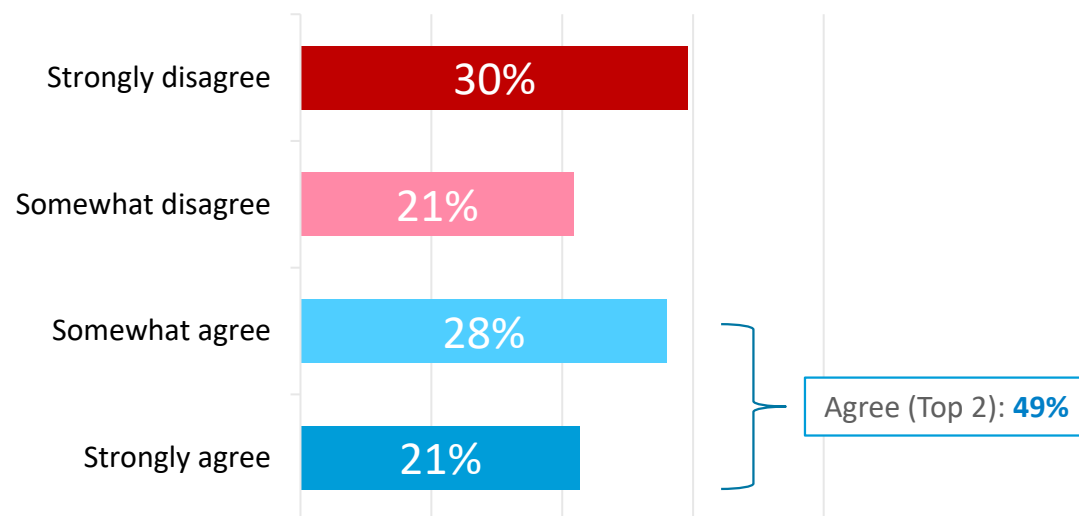
Have you heard or not heard anything about Special Counsel Robert Hur's report concluding the investigation on President Biden's classified documents case?



■ Heard ■ Not heard

Column %	DEM	GOP	IND/OTH
Heard	56%	57%	55%
Not heard	44%	43%	45%

Do you agree or disagree with Special Counsel Hur's conclusion that no charges should be brought against President Biden on the classified document's mishandling case because he is a well-meaning elderly man with failing memory who could not recall basic facts during the course of the investigation?



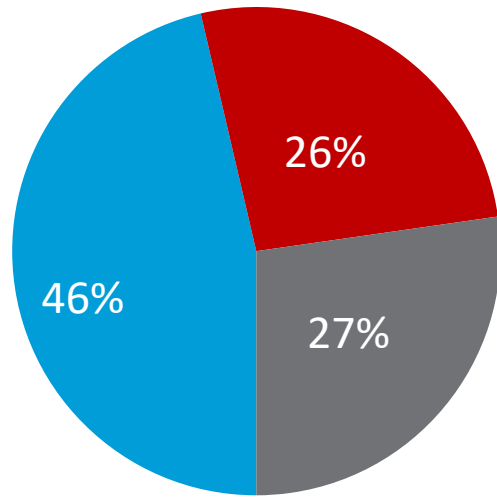
Column %	DEM	GOP	IND/OTH	Heard of Hur	Not heard
Strongly agree	33%	13%	16%	29%	11%
Somewhat agree	34%	19%	31%	23%	34%
Somewhat disagree	19%	18%	27%	16%	27%
Strongly disagree	14%	49%	26%	31%	28%

BID0201: Have you heard or not heard anything about Special Counsel Robert Hur's report concluding the investigation on President Biden's classified documents case?

BID0202: Do you agree or disagree with Special Counsel Hur's conclusion that no charges should be brought against President Biden on the classified document's mishandling case because he is a well-meaning elderly man with failing memory who could not recall basic facts of life during the course of the investigation?

ALMOST 1 IN 2 VOTERS THINK HUR'S CONCLUSIONS WERE BIASED IN FAVOR OF BIDEN, AND MOST THINK MEMORY LAPSES ARE AN INADEQUATE JUSTIFICATION FOR NOT PURSUING THE CHARGES

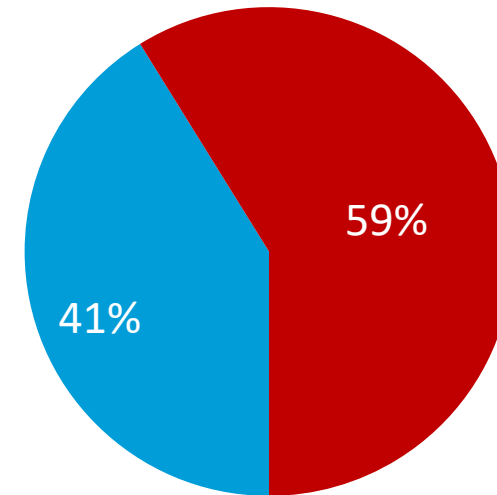
Do you think Special Counsel Hur's conclusions were biased in favor of President Biden, biased against Biden, or are they unbiased?



■ Biased in favor of Biden ■ Biased against Biden ■ Unbiased

Column %	DEM	GOP	IND/OTH	Heard of Hur	Not heard
Biased in favor of Biden	37%	64%	36%	49%	43%
Biased against Biden	35%	17%	27%	30%	21%
Unbiased	28%	19%	37%	21%	35%

Do you think age and memory lapses are an adequate or inadequate justification for not pursuing criminal charges before a grand jury in a case about the mishandling of classified U.S. government documents?



■ Adequate ■ Inadequate

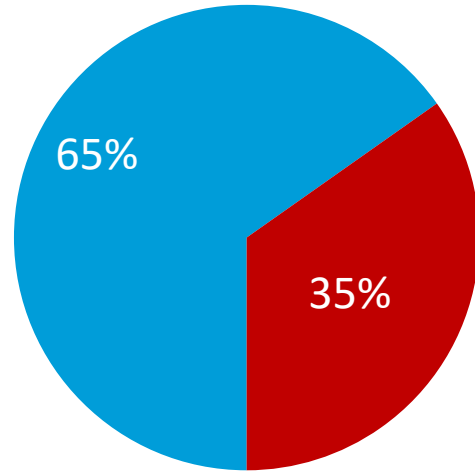
Column %	DEM	GOP	IND/OTH	Heard of Hur	Not heard
Adequate	56%	30%	36%	43%	39%
Inadequate	44%	70%	64%	57%	61%

BID0203: Do you think Special Counsel Hur's conclusions were biased in favor of President Biden, biased against Biden, or are they unbiased?

BID0204: Do you think age and memory lapses are an adequate or inadequate justification for not pursuing criminal charges before a grand jury in a case about the mishandling of classified U.S. government documents?

MOST VOTERS BELIEVE BIDEN SHARED CLASSIFIED DOCUMENTS WITH COLLABORATORS, AND SAY IF THIS HAS BEEN FOUND TO BE TRUE, HE SHOULD BE PROSECUTED

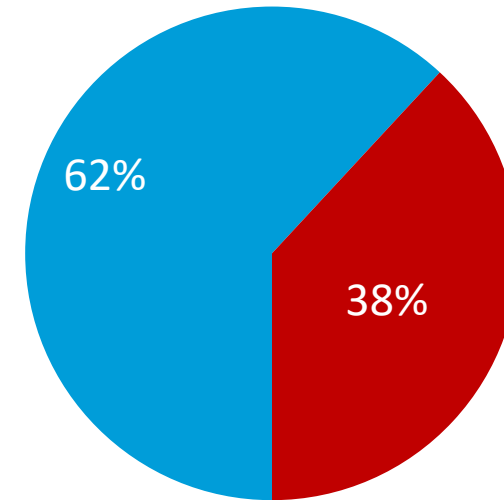
Joe Biden had classified and top secret materials in his house and his office from when he was a Senator and Vice president, and shared them with those writing his memoirs. Do you think this is a true statement or not true?



■ True ■ Not True

Column %	DEM	GOP	IND/OTH	Heard of Hur	Not heard
True	53%	82%	59%	71%	58%
Not True	47%	18%	41%	29%	42%

If this is true do you think Biden should have been prosecuted for his handling of classified materials or should he not be prosecuted?



■ Prosecuted ■ Not prosecuted

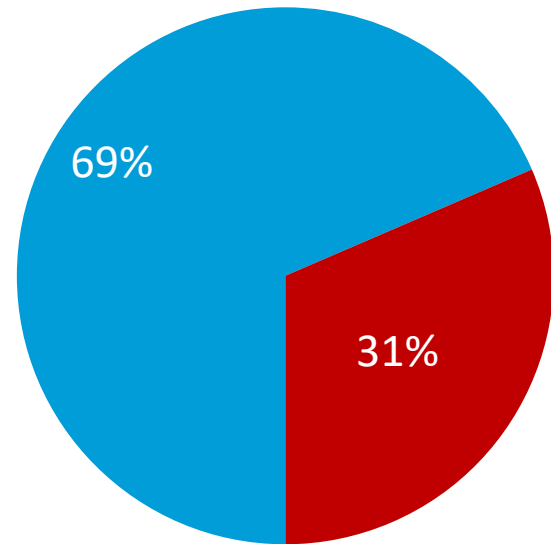
Column %	DEM	GOP	IND/OTH	Heard of Hur	Not heard
Prosecuted	41%	83%	62%	64%	59%
Not prosecuted	59%	17%	38%	36%	41%

BID0220: Joe Biden had classified and top secret materials in his house and his office from when he was a Senator and Vice president, and shared them with those writing his memoirs. Do you think this is a true statement or not true?

BID0221: If this is true do you think Biden should have been prosecuted for his handling of classified materials or should he not be prosecuted?

MOST VOTERS THINK HUR'S INVESTIGATION RAISES VALID CONCERNS OVER BIDEN'S AGE, AND WANT THE INVESTIGATION TRANSCRIPTS RELEASED

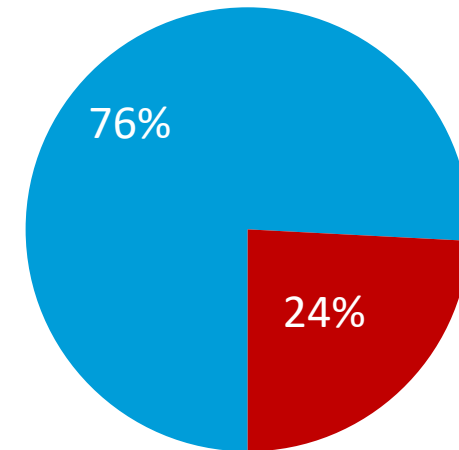
Do Special Counsel Hur's conclusions raise valid concerns about President Biden's age that should be debated publicly or not?



■ Raises valid concerns ■ Does not

Column %	DEM	GOP	IND/OTH	Heard of Hur	Not heard
Raises valid concerns	52%	87%	67%	72%	64%
Does not	48%	13%	33%	28%	36%

Should the transcript of Special Counsel Hur's interview with President Biden be released to the public so that voters can make up their own mind on the case and its conclusions, or should they be kept private?



■ Released to the public ■ Kept private

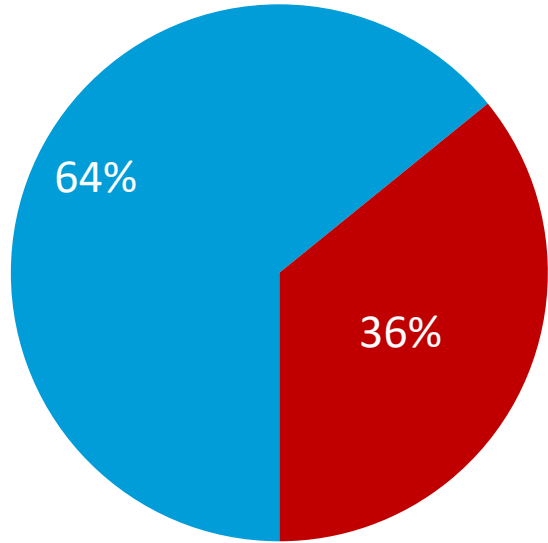
Column %	DEM	GOP	IND/OTH	Heard of Hur	Not heard
Released to the public	64%	91%	73%	79%	72%
Kept private	36%	9%	27%	21%	28%

BID0205: Do Special Counsel Hur's conclusions raise valid concerns about President Biden's age that should be debated publicly or not?

BID0206: Should the transcript of Special Counsel Hur's interview with President Biden be released to the public so that voters can make up their own mind on the case and its conclusions, or should they be kept private?

MOST VOTERS SAY BIDEN'S PUBLIC APPEARANCES GIVE CREDIBILITY TO AGE CONCERNS, AND SAY PUBLIC LAPSES ARE MORE FREQUENT

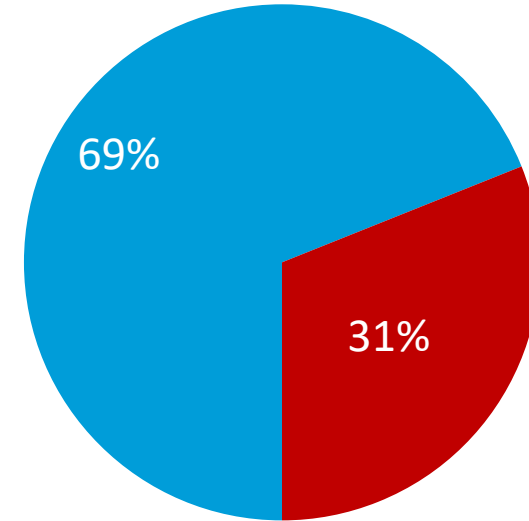
Do President Biden's public appearances give credibility to the fears about his age and memory or are his public appearances just fine?



■ Give credibility to the fears ■ Public appearances are just fine

Column %	DEM	GOP	IND/OTH
Give credibility to the fears	45%	86%	62%
Public appearances are just fine	55%	14%	38%

Are President Biden's public lapses, if any, more or less frequent these days?



■ More frequent ■ Less frequent

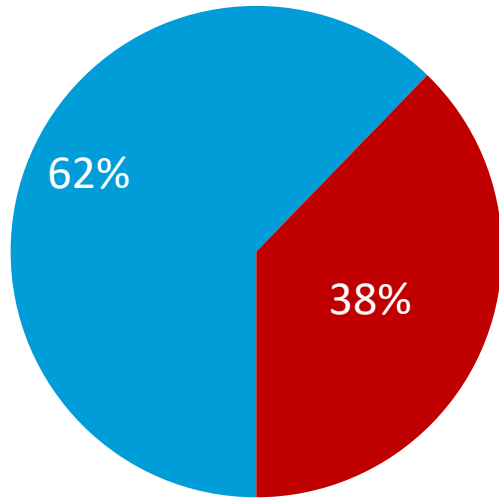
Column %	DEM	GOP	IND/OTH
More frequent	52%	85%	70%
Less frequent	48%	15%	30%

BIS0209: Do President Biden's public appearances give credibility to the fears about his age and memory or are his public appearances just fine?

BID0210: Are President Biden's public lapses, if any, more or less frequent these days?

SHOULD BIDEN DROP OUT, MOST VOTERS WOULD PREFER AN OPEN CONTEST FOR THE NOMINATION INSTEAD OF HARRIS DEFAULT

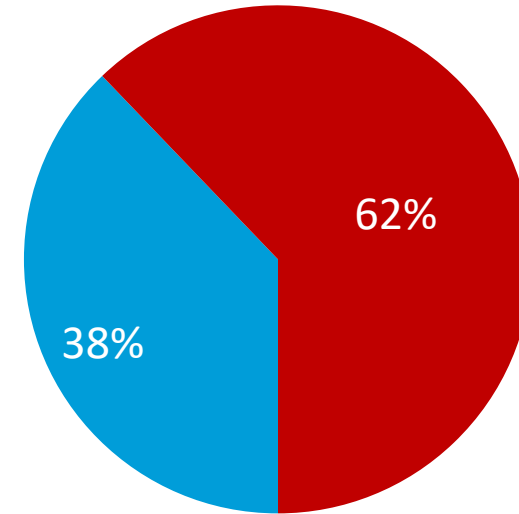
Is electing a President who raises questions about age, failing memory or lapsed concentration potentially dangerous for the country or are such fears being overblown politically?



■ Dangerous ■ Fears are overblown politically

Column %	DEM	GOP	IND/OTH
Dangerous	41%	85%	61%
Fears are overblown politically	59%	15%	39%

If Joe Biden decided to drop out at the Democratic convention in August, do you view Kamala Harris as the default replacement or would you want an open contest at the convention among the delegates?



■ Harris should be the default replacement ■ Want an open contest for the delegates

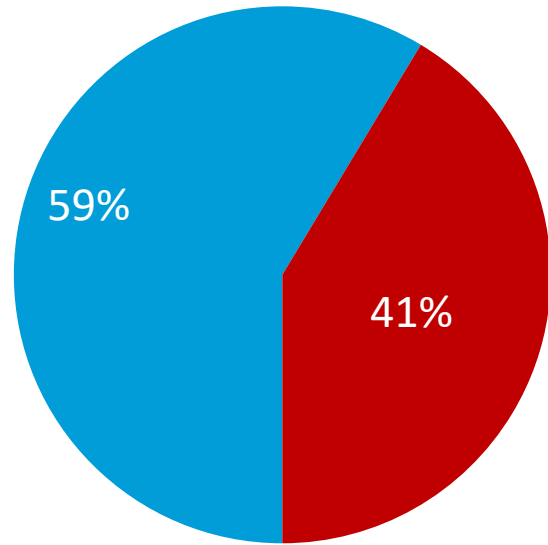
Column %	DEM	GOP	IND/OTH
Harris should be the default replacement	52%	24%	36%
Want an open contest for the delegates	48%	76%	64%

BID0211: Is electing a President who raises questions about age, failing memory or lapsed concentration potentially dangerous for the country or are such fears being overblown politically?

BID0213: If Joe Biden decided to drop out at the Democratic convention in August, do you view Kamala Harris as the default replacement or would you want an open contest at the convention among the delegates?

NEARLY THREE IN FOUR VOTERS THINK HUNTER BIDEN IS GUILTY OF TAX FRAUD

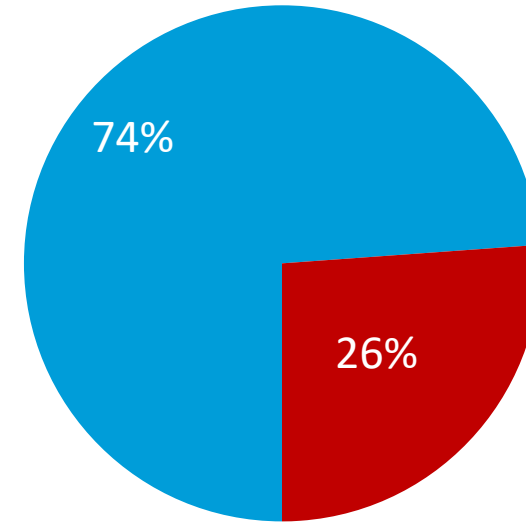
Do you think that Joe Biden helped and participated in Hunter Biden's business, or did he not participate or help his son's business dealings?



■ Participated in Hunter Biden's business ■ Did not participate

Column %	DEM	GOP	IND/OTH
Participated in Hunter Biden's business	41%	82%	51%
Did not participate	59%	18%	49%

Do you think Hunter Biden is guilty of tax evasion or not guilty of tax evasion?



■ Guilty ■ Not guilty

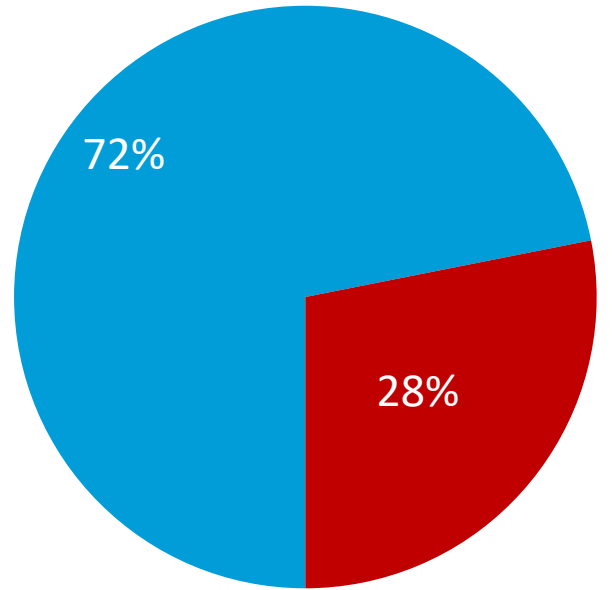
Column %	DEM	GOP	IND/OTH
Guilty	53%	92%	79%
Not guilty	47%	8%	21%

BID4: Do you think that Joe Biden helped and participated in Hunter Biden's business, or did he not participate or help his son's business dealings?

BID0223: Do you think Hunter Biden is guilty of tax evasion or not guilty of tax evasion?

OVER 7 IN 10 VOTERS SAY HUNTER BIDEN SHOULD SERVE JAIL TIME IF CONVICTED

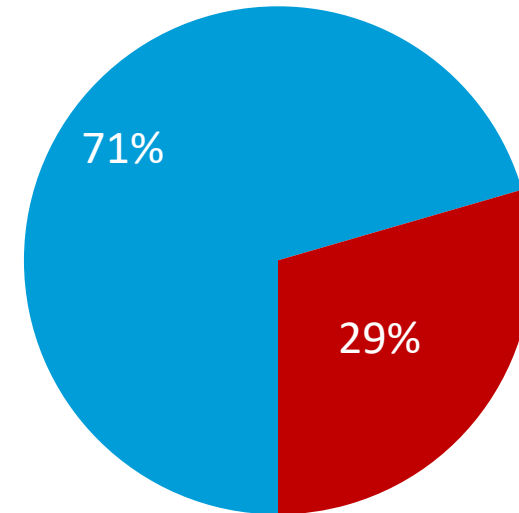
Do you think if convicted of tax evasion that Hunter Biden should serve jail time or should he not serve jail time?



■ Serve jail time ■ Not serve jail time

Column %	DEM	GOP	IND/OTH
Serve jail time	55%	88%	74%
Not serve jail time	45%	12%	26%

Do you think that if Joe Biden was working with his son and brother to help bring in multimillion dollars fees from China, Russia and the Ukraine while he was vice president, would you consider that an impeachable offense or not impeachable?



■ Impeachable offense ■ Not impeachable

Column %	DEM	GOP	IND/OTH
Impeachable offense	50%	91%	70%
Not impeachable	50%	9%	30%

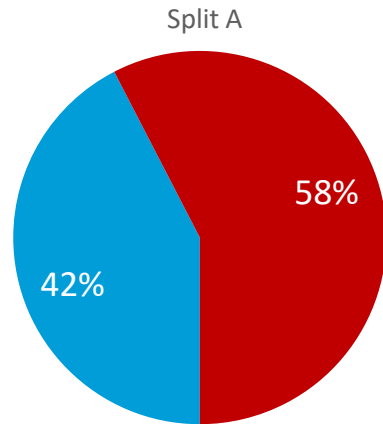
BID0224: Do you think if convicted of tax evasion that Hunter Biden should serve jail time or should he not serve jail time?

BID0225: Do you think that if Joe Biden was working with his son and brother to help bring in multimillion dollars fees from China, Russia and the Ukraine while he was vice president, would you consider that an impeachable offense or not impeachable?

TRUMP CONFIDENCE

A MAJORITY OF VOTERS SAY DEMOCRATS ARE USING THE LEGAL SYSTEM IN A BIASED WAY TO TAKE OUT A POLITICAL OPPONENT

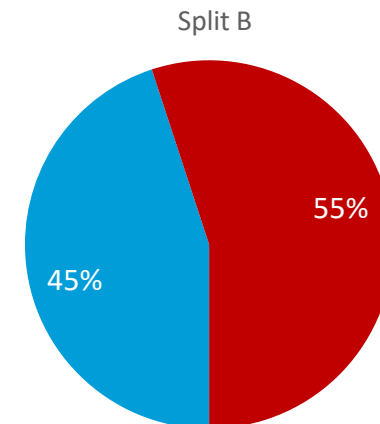
Do you think the Democrats today are engaged in lawfare - a campaign using the government and the legal system in biased ways to take out a political opponent?



- Prosecutions of Trump are fair and unrelated to politics
- Democrats are engaged in using the legal system in biased ways to take out a political opponent

Column %	DEM	GOP	IND/OTH
Prosecutions of Trump are fair and unrelated to politics	58%	19%	50%
Democrats are engaged in using the legal system in biased ways to take out a political opponent	42%	81%	50%

Do you think the legal prosecutions of Donald Trump are fair and unrelated to politics or do you think the democrats today are engaged in lawfare - a campaign using the government and the legal system in biased ways to take out a political opponents?

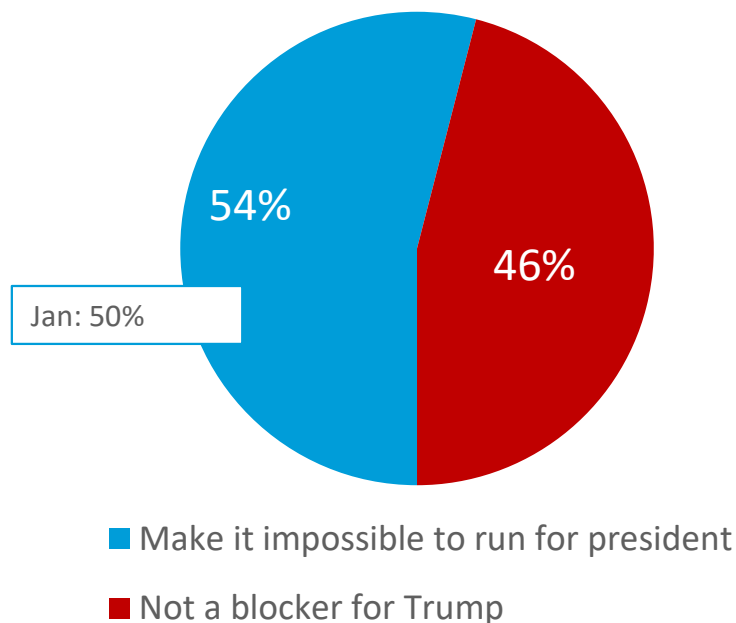


- Prosecutions of Trump are fair and unrelated to politics
- Democrats are engaged in using the legal system in biased ways to take out a political opponent

Column %	DEM	GOP	IND/OTH
Prosecutions of Trump are fair and unrelated to politics	64%	22%	51%
Democrats are engaged in using the legal system in biased ways to take out a political opponent	36%	78%	49%

A SLIGHT MAJORITY OF VOTERS SAY TRUMP'S LEGAL CASES MAKE IT IMPOSSIBLE FOR HIM TO BE A VIABLE CANDIDATE

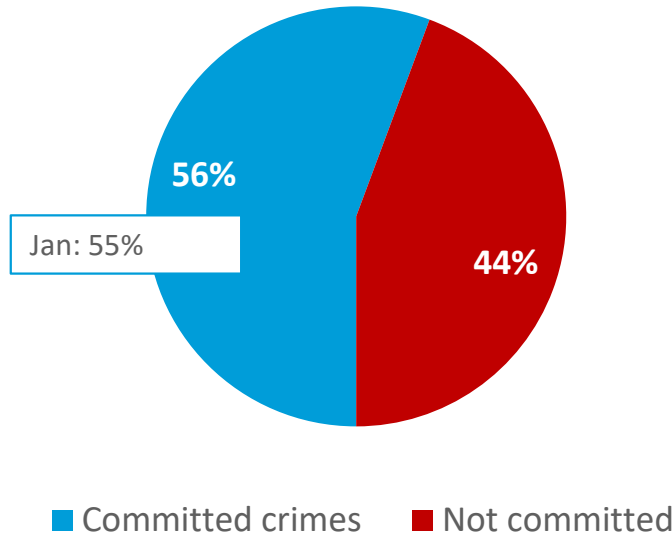
Do you think Donald Trump's legal cases make it impossible for him to be a viable candidate for president or is that not a blocker for Trump?



Column %	DEM	GOP	IND/OTH
Make it impossible to run for president	79%	29%	54%
Not a blocker for Trump	21%	71%	46%

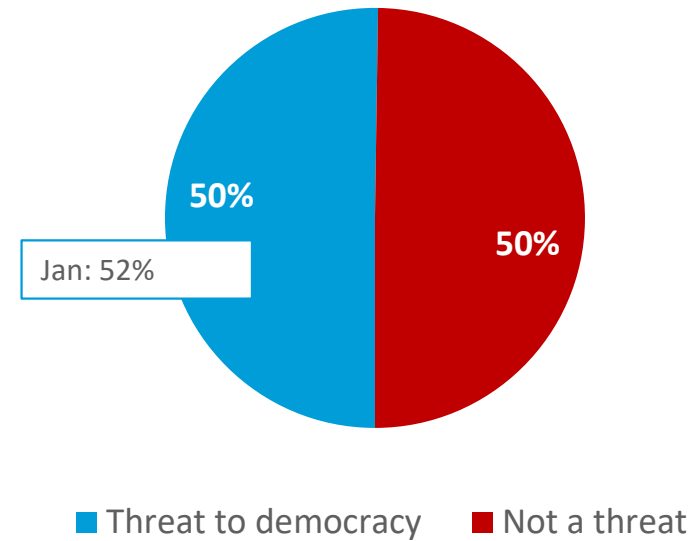
A MAJORITY OF VOTERS THINK TRUMP COMMITTED CRIMES, BUT REMAIN DIVIDED OVER WHETHER HE IS A THREAT TO DEMOCRACY

Do you think Donald Trump has committed crimes for which he should be convicted, or has he not committed any crimes?



Column %	DEM	GOP	IND/OTH
Committed crimes	85%	23%	59%
Not committed	15%	77%	41%

Do you think Donald Trump is a threat to democracy if he is elected president or is he not a threat to democracy if elected?

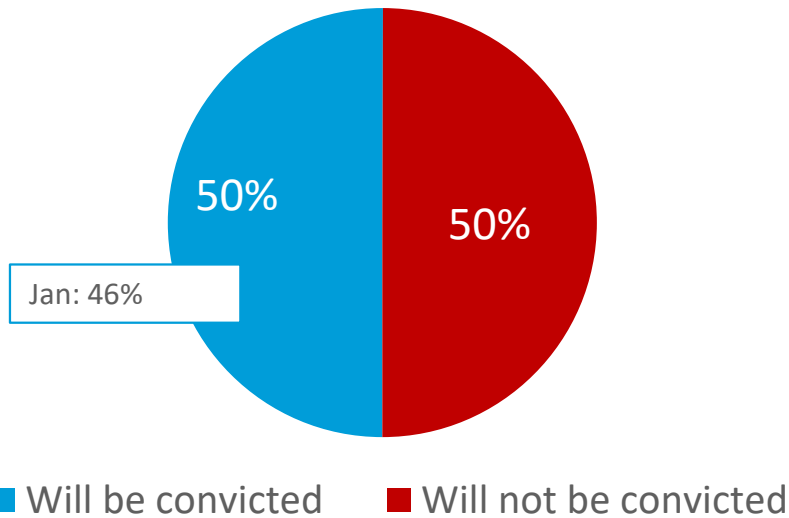


Column %	DEM	GOP	IND/OTH
Threat to democracy	84%	16%	50%
Not a threat	16%	84%	50%

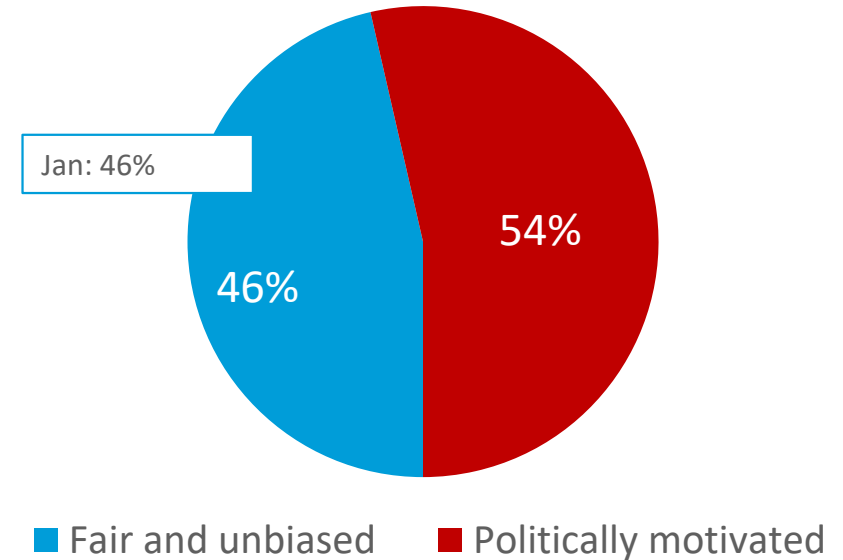
TMP3. Do you think Donald Trump has committed crimes for which he should be convicted, or has he not committed any crimes?
 TMP4. Do you think Donald Trump is a threat to democracy if he is elected president or is he not a threat to democracy if elected?

VOTERS ARE SPLIT ON WHETHER TRUMP WILL BE CONVICTED, BUT OVER HALF AGREE THAT PROSECUTIONS OF HIM ARE POLITICALLY MOTIVATED

Do you think Donald Trump has committed crimes for which he will be convicted, or do you think he will not be convicted of any crimes?



Do you think the prosecutions of Donald Trump are fair and unbiased or are they politically motivated?



Column %	DEM	GOP	IND/OTH
Will be convicted	75%	23%	50%
Will not be convicted	25%	77%	50%

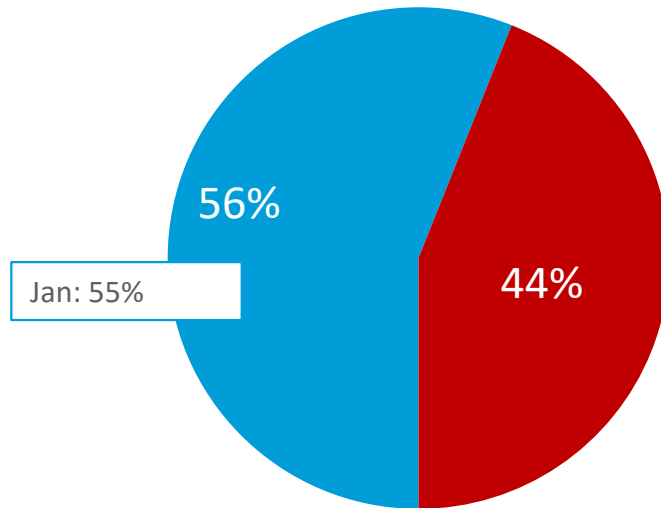
Column %	DEM	GOP	IND/OTH
Fair and unbiased	72%	20%	50%
Politically motivated	28%	80%	50%

DJT3A. Do you think Donald Trump has committed crimes for which he will be convicted, or do you think he will not be convicted of any crimes?

DJT3B. Do you think the prosecutions of Donald Trump are fair and unbiased or are they politically motivated?

A MAJORITY OF VOTERS SAY TRUMP IS SOMEONE WHO WILL SHAKE UP THE COUNTRY FOR GOOD

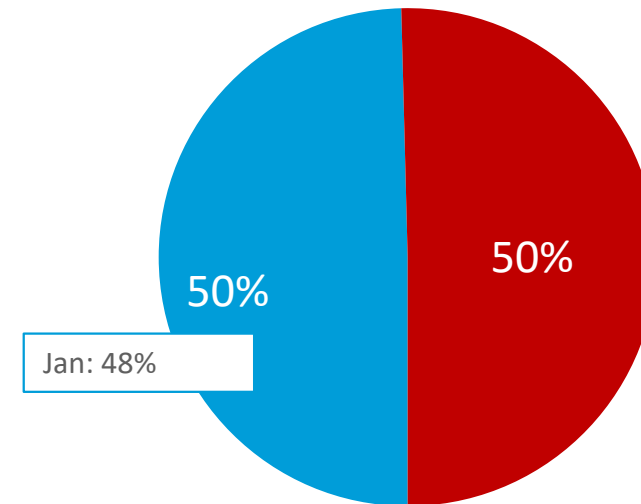
Do you think Donald Trump is someone who will shake up the country for the better or do you think he is a danger to democracy and will hopelessly divide the country if elected?



■ Will shake up the country for the better
 ■ He is a danger to democracy and will hopelessly divide the country if elected

Column %	DEM	GOP	IND/OTH
Will shake up the country for the better	30%	87%	51%
He is a danger to democracy and will hopelessly divide the country if elected	70%	13%	49%

Do you think Trump's rhetoric is improving or getting worse?



■ Improving ■ Getting worse

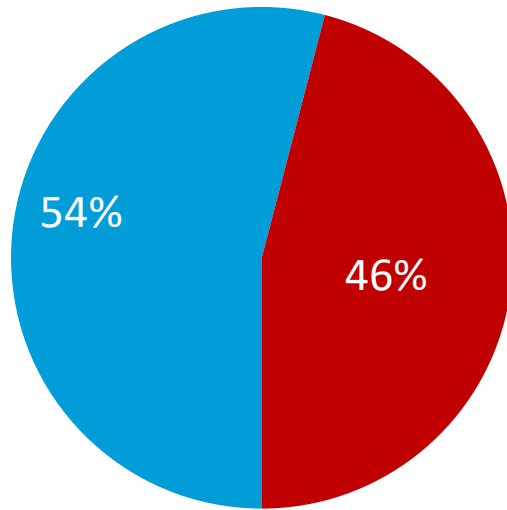
Column %	DEM	GOP	IND/OTH
Improving	27%	76%	45%
Getting worse	73%	24%	55%

DJT4. Do you think Donald Trump is someone who will shake up the country for the better or do you think he is a danger to democracy and will hopelessly divide the country if elected?

DJT5. Do you think Trump's rhetoric is improving or getting worse?

VOTERS ARE SPLIT ON WHETHER THE JUDGEMENT BY A NEW YORK JUDGE THAT TRUMP DEFRAUDED BANKS WAS A FAIR OR BIASED RULING

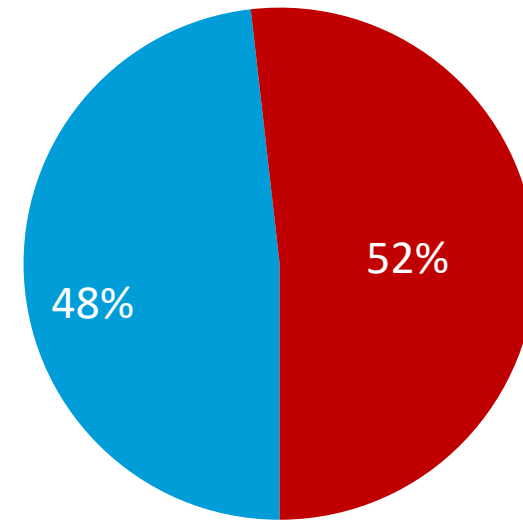
A New York judge held that Donald Trump defrauded New York banks and fined him \$350 million and banned him from doing business in New York for years. Do you think this was a fair ruling or a biased ruling?



■ Fair ruling ■ Biased ruling

Column %	DEM	GOP	IND/OTH
Fair ruling	81%	25%	56%
Biased ruling	19%	75%	44%

The bank loans were fully paid and the banks did not complain about Trump's valuations of his properties since they did their own valuations. Given this do you think that the \$350 million fine was a fair ruling or a biased ruling?



■ Fair ruling ■ Biased ruling

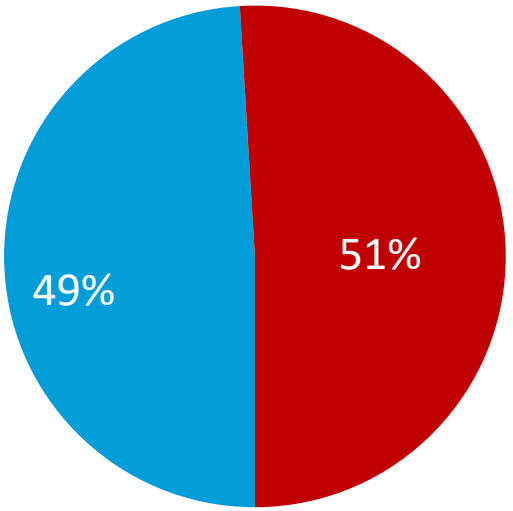
Column %	DEM	GOP	IND/OTH
Fair ruling	73%	21%	51%
Biased ruling	27%	79%	49%

DJT0222: A New York judge held that Donald Trump defrauded New York banks and fined him \$350 million and banned him from doing business in New York for years. Do you think this was a fair ruling or a biased ruling?

DJT0223: The bank loans were fully paid and the banks did not complain about Trump's valuations of his properties since they did their own valuations. Given this do you think that the \$350 million fine was a fair ruling or a biased ruling?

VOTERS ARE SPLIT ON WHETHER THE NEW YORK FRAUD CASE IS REASONABLE OR DRIVEN BY POLITICAL MOTIVATIONS

Do you think that this was a reasonable case to be brought by the New York Attorney General or that this case was brought for political reasons to cripple Trump's campaign for the presidency?

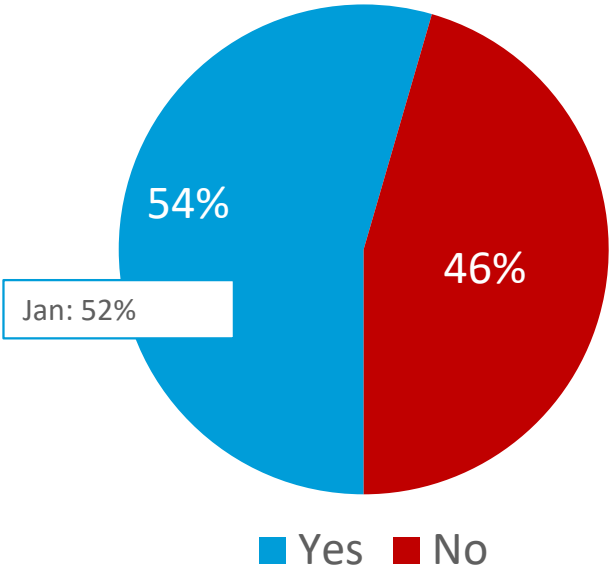


Reasonable legal case Case driven by political reasons

Column %	DEM	GOP	IND/OT H
Reasonable legal case	76%	19%	52%
Case driven by political reasons	24%	81%	48%

VOTERS ARE SPLIT ALONG PARTY LINES ABOUT TRUMP'S ENGAGEMENT IN AN INSURRECTION AGAINST THE US GOVERNMENT, WITH A THIN MAJORITY BELIEVING IT TO BE TRUE

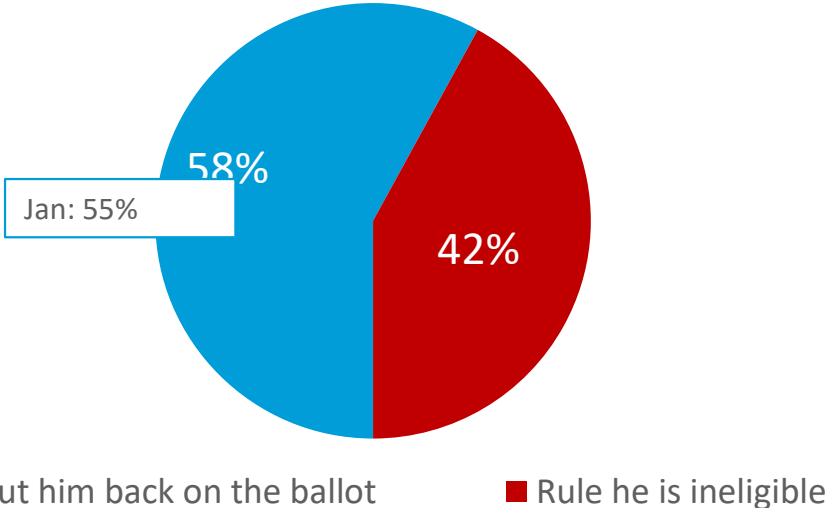
Do you believe that Donald Trump engaged in an insurrection against the U.S. government while he was in office or not?



Column %	DEM	GOP	IND/OTH
Yes	85%	21%	57%
No	15%	79%	43%

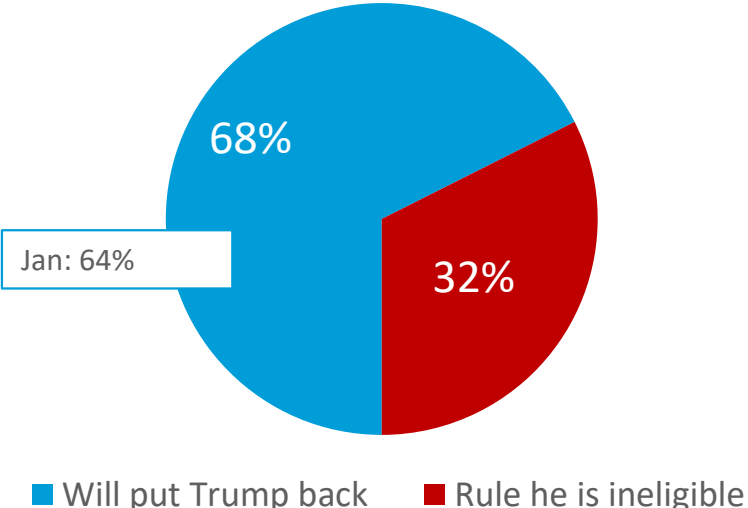
INCREASINGLY, MORE VOTERS THINK SCOTUS SHOULD AND WILL PUT TRUMP BACK ON THE COLORADO BALLOT

Should the Supreme Court put Donald Trump back on the ballot or rule he is ineligible to be on the Colorado ballot for president?



Column %	DEM	GOP	IND/OTH
Put him back on the ballot	30%	89%	55%
Rule he is ineligible	70%	11%	45%

Do you think the Supreme Court will put Donald Trump back on the ballot or rule he is ineligible to be on the Colorado ballot for president?



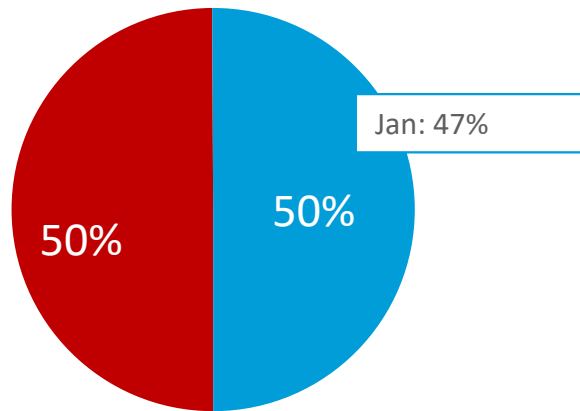
Column %	DEM	GOP	IND/OTH
Will put Trump back	46%	89%	68%
Rule he is ineligible	54%	11%	32%

BAL1. Should the Supreme Court put Donald Trump back on the ballot or rule he is ineligible to be on the Colorado ballot for president?
 BAL2. Do you think the Supreme Court will put Donald Trump back on the ballot or rule he is ineligible to be on the Colorado ballot for president?

BIDEN AND TRUMP ARE TIED IN THE HYPOTHETICAL HEAD-TO-HEAD RACE IF TRUMP IS CONVICTED IN THE CLASSIFIED DOCUMENTS CASE

If Donald Trump is convicted by a jury of crimes related to his handling of classified presidential documents, who would you vote for president?

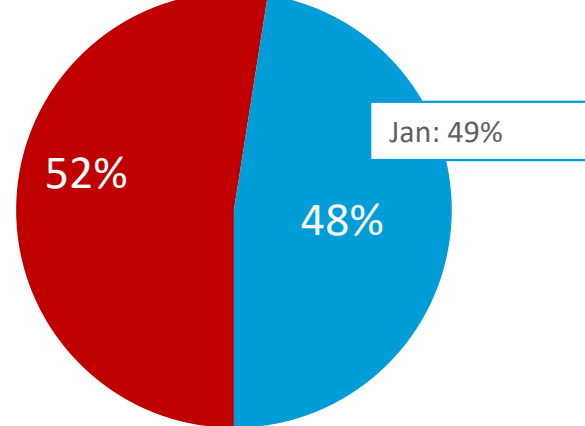
Split A



■ Donald Trump ■ Joe Biden

If Donald Trump is convicted by a jury for RICO in trying to influence the 2020 election results in Georgia, who would you vote for president?

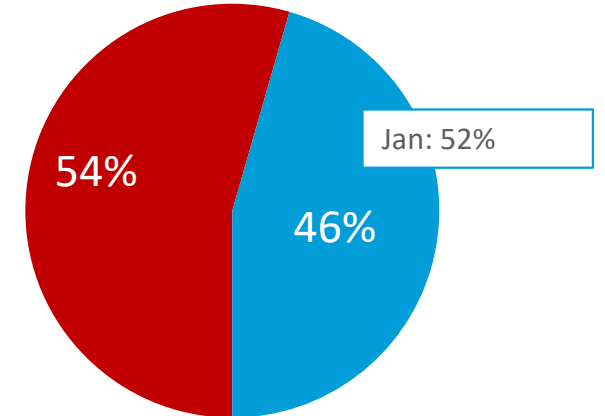
Split B



■ Donald Trump ■ Joe Biden

If Donald Trump is convicted by a jury for inciting the Capitol riots of January 6th, who would you vote for president?

Split C



■ Donald Trump ■ Joe Biden

Column %	DEM	GOP	IND/OTH
Donald Trump	14%	94%	39%
Joe Biden	86%	6%	61%

Column %	DEM	GOP	IND/OTH
Donald Trump	16%	93%	55%
Joe Biden	84%	7%	45%

Column %	DEM	GOP	IND/OTH
Donald Trump	14%	91%	58%
Joe Biden	86%	9%	42%

BAL3A. (Split Sample) If Donald Trump is convicted by a jury of crimes related to his handling of classified presidential documents, who would you vote for president?

BAL3B. (Split Sample) If Donald Trump is convicted by a jury for inciting the Capitol riots of January 6th, who would you vote for president?

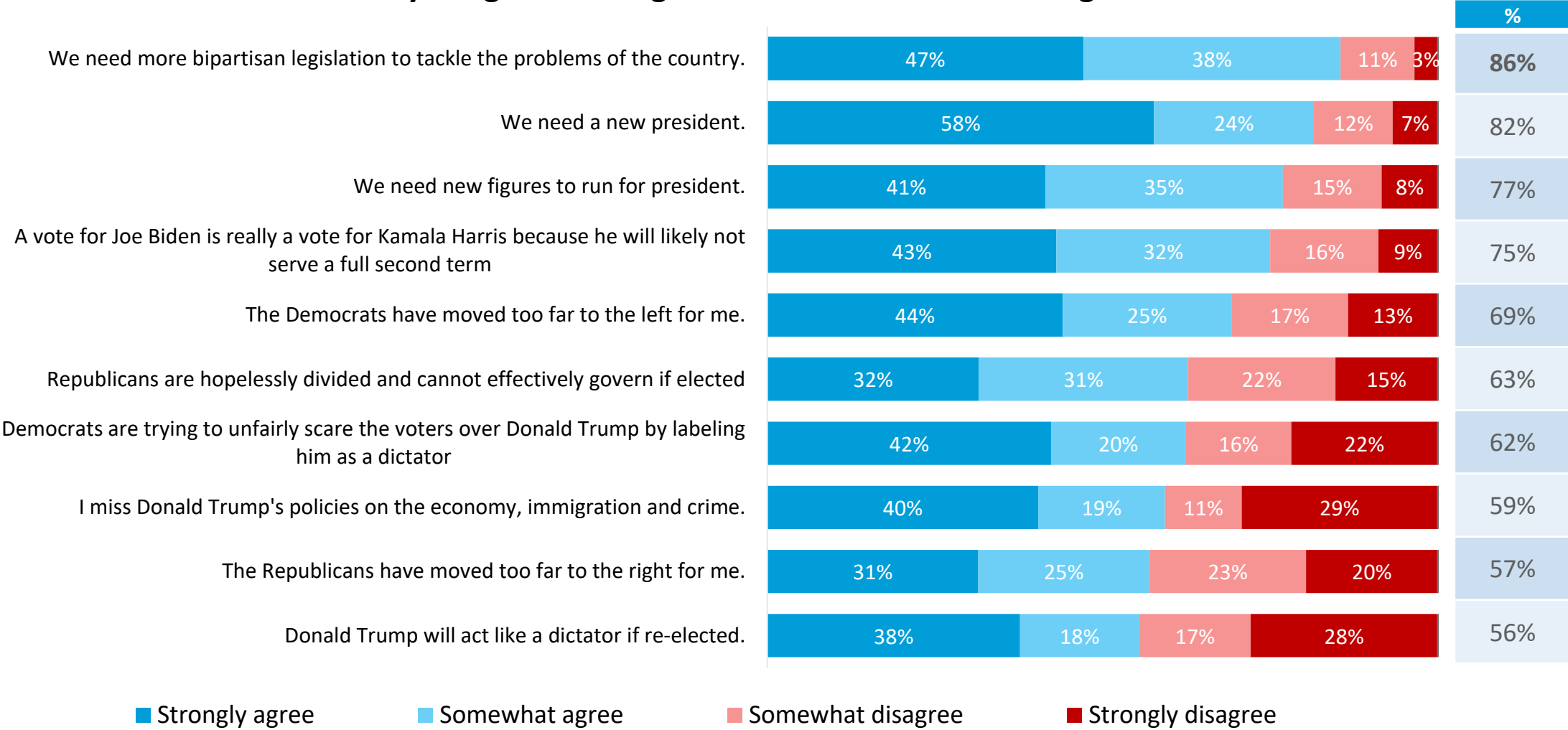
BAL3C. (Split Sample) If Donald Trump is convicted by a jury for RICO in trying to influence the 2020 election results in Georgia, who would you vote for president?

EXPECTATIONS OF BIDEN AND TRUMP IN 2024

MOST VOTERS AGREE THAT THE COUNTRY NEEDS BIPARTISAN LEGISLATION AND A NEW PRESIDENT

Do you agree or disagree with each of the following statements

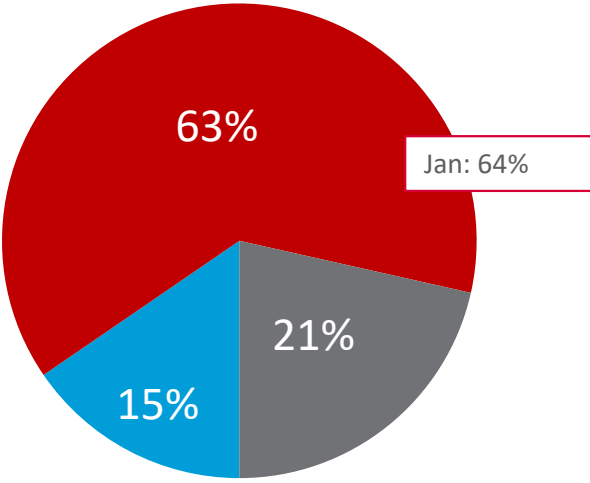
% Agree
(Top 2 box)



IMMIGRATION

NEARLY 2 IN 3 VOTERS SAY THE IMMIGRATION PROBLEM AT THE SOUTHERN BORDER IS WORSENING AND EVEN MORE WANT TOUGHER BORDER POLICIES

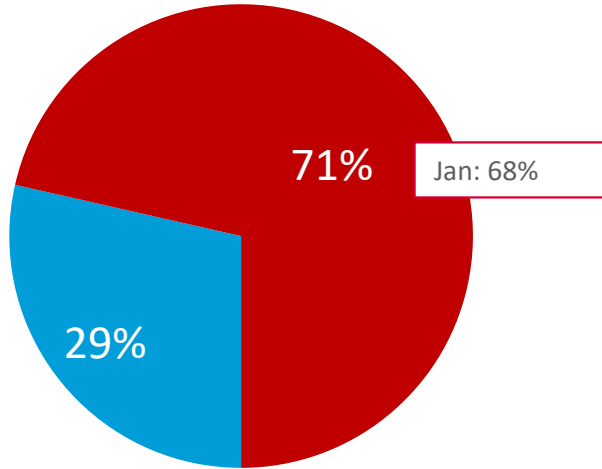
Is the immigration problem at the borders getting better, worse or staying the same?



■ Better ■ Worse ■ Staying the same

Column %	DEM	GOP	IND/OTH
Better	24%	9%	12%
Worse	42%	83%	65%
Staying the same	34%	8%	23%

Do you think the administration should keep its border policies the same or make it tougher to get in the US illegally?



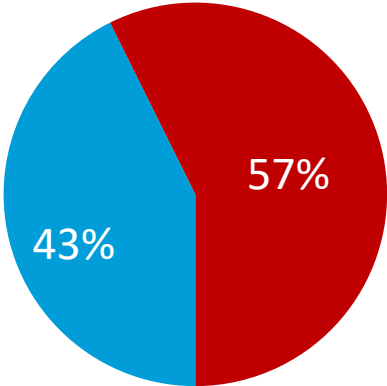
■ Keep border policies the same ■ Make it tougher to get in the U.S. illegally

Column %	DEM	GOP	IND/OTH
Keep border policies the same	44%	16%	24%
Make it tougher to get in the U.S. illegally	56%	84%	76%

IMM011. Is the immigration problem at the borders getting better, worse or staying the same?
 IMM012. Do you think the administration should keep its border policies the same or make it tougher to get in the US illegally?

MOST VOTERS DO NOT THINK HHS SECRETARY MAYORKAS IS ADEQUATELY ENFORCING BORDER LAWS; A THIN MAJORITY THINK THE ADMINISTRATION HAS THE LEGAL POWER IT NEEDS TO ACT

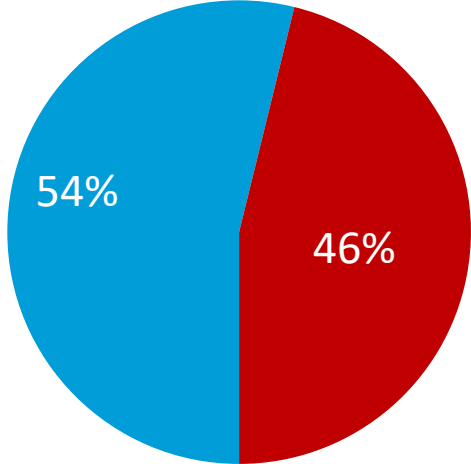
Do you think the Homeland Security Secretary, Alejandro Mayorkas, and his department are adequately enforcing border security and immigration laws or are they willfully not doing so?



■ Adequately enforcing ■ Not doing so

Column %	DEM	GOP	IND/OTH
Adequately enforcing	65%	22%	39%
Not doing so	35%	78%	61%

Do you think the Biden administration has the legal power it needs to address the border security and immigration issues we are facing today, or does it need Congress to pass new legislation to do so?



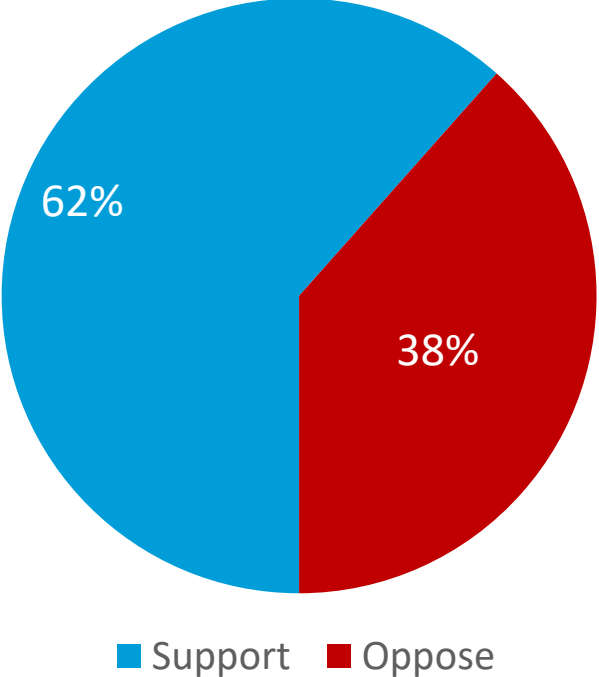
■ Has the legal power it needs ■ Needs Congress to pass new legislation

Column %	DEM	GOP	IND/OTH
Has the legal power it needs	51%	60%	50%
Needs Congress to pass new legislation	49%	40%	50%

IMM0201: Do you think the Homeland Security Secretary, Alejandro Mayorkas, and his department are adequately enforcing border security and immigration laws or are they willfully not doing so?
 IMM0202: Do you think the Biden administration has the legal power it needs to address the border security and immigration issues we are facing today, or does it need Congress to pass new legislation to do so?

OVER 3 IN 5 VOTERS SUPPORT THE IMPEACHMENT OF MAYORKAS

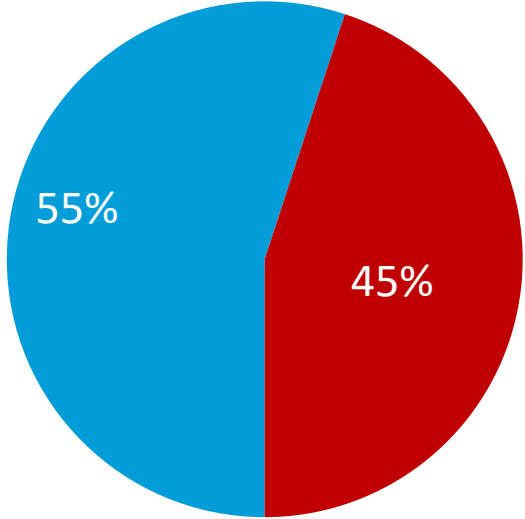
Do you support or oppose Congressional Republicans impeaching Homeland Security Secretary Mayorkas under the charge that he is willfully not enforcing immigration laws and securing the border?



Column %	DEM	GOP	IND/OTH
Support	48%	81%	54%
Oppose	52%	19%	46%

OVER HALF AGREE WITH TRUMP’S IMMIGRATION CALLS TO STOP COMPROMISE BILL

Donald Trump has recently called on the Senate not to pass a compromise bill on immigration and border security not to give the Biden administration any wins on an issue that he says they failed to do anything about and failed to enforce the law for over three years. The bill would allow up to 5000 migrants to come in each day before new measure kicked in and Trump says Republicans can solve the problem better after voters give them a mandate in the election. Do you think Trump is right and support his position against a compromise bill on immigration or is he standing in the way of solving a major issue?



- Support Trump's call
- He's standing in the way of solving a major issue

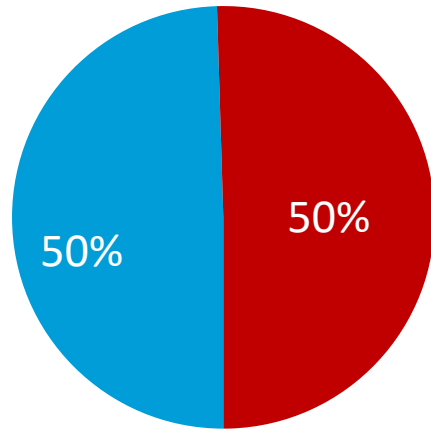
Column %	DEM	GOP	IND/OTH
Support Trump's call	28%	87%	50%
He's standing in the way of solving a major issue	72%	13%	50%

IMM0207: Donald Trump has recently called on the Senate not to pass a compromise bill on immigration and border security not to give the Biden administration any wins on an issue that he says they failed to do anything about and failed to enforce the law for over three years. The bill would allow up to 5000 migrants to come in each day before new measure kicked in and Trump says Republicans can solve the problem better after voters give them a mandate in the election. Do you think Trump is right and support his position against a compromise bill on immigration or is he standing in the way of solving a major issue?

FOREIGN POLICY

VOTERS ARE SPLIT ON SENDING MONEY TO UKRAINE, WHILE A SLIGHT MAJORITY SUPPORT PASSING THE SMALLER AID PACKAGE FOR ISRAEL

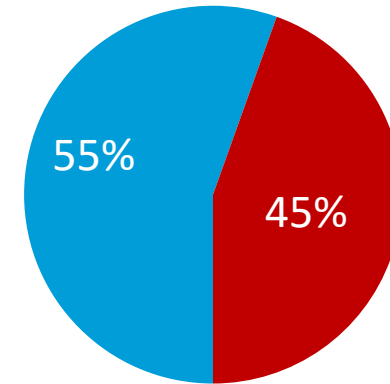
Do you think that Congress should or should not pass \$60 billion in aid for the Ukraine to help fight its war against Russia?



■ Should pass ■ Should not pass

Column %	18-24	25-34	35-44	45-54	55-64	65+
Should pass	68%	50%	51%	38%	46%	54%
Should not pass	32%	50%	49%	62%	54%	46%

Do you think that Congress should or should not pass \$14 billion in aid for Israel and for humanitarian aid for Gaza to help Israel defeat Hamas?



■ Should pass ■ Should not pass

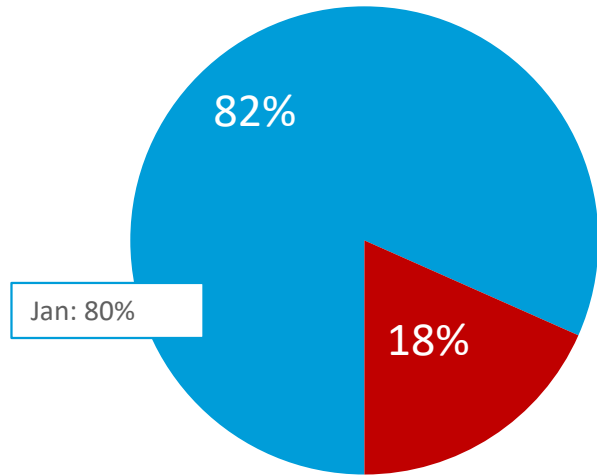
Column %	18-24	25-34	35-44	45-54	55-64	65+
Should pass	61%	50%	50%	47%	58%	67%
Should not pass	39%	50%	50%	53%	42%	33%

UKR0201: Do you think that Congress should or should not pass \$60 billion in aid for the Ukraine to help fight its war against Russia?

ISR0201: Do you think that Congress should or should not pass \$14 billion in aid for Israel and for humanitarian aid for Gaza to help Israel defeat Hamas?

OVER FOUR IN FIVE VOTERS SUPPORT ISRAEL IN THE CONFLICT WITH HAMAS, AND 68% SAY ISRAEL IS TRYING TO MINIMIZE CASUALTIES

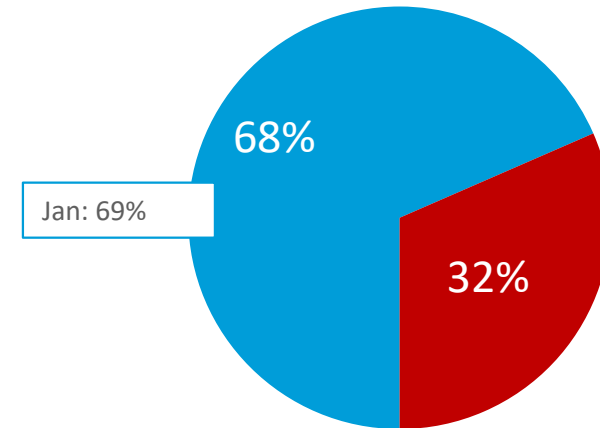
In this conflict do you support more Israel or more Hamas?



■ Israel ■ Hamas

Column %	18-24	25-34	35-44	45-54	55-64	65+
Israel	72%	66%	75%	83%	92%	94%
Hamas	28%	34%	25%	17%	8%	6%

Do you think Israel is trying to avoid civilian casualties in fighting its war against Hamas or not trying to avoid such casualties?



■ Trying to avoid ■ Not trying to avoid

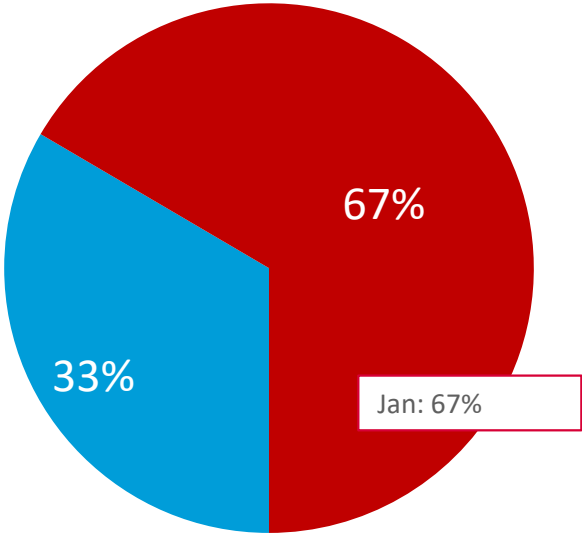
Column %	18-24	25-34	35-44	45-54	55-64	65+
Trying to avoid	65%	70%	64%	68%	73%	69%
Not trying to avoid	35%	30%	36%	32%	27%	31%

IBAS: In this conflict do you support more Israel or more Hamas?

LE1: Do you think Israel is trying to avoid civilian casualties in fighting its war against Hamas or not trying to avoid such casualties?

2 IN 3 VOTERS WOULD ONLY SUPPORT A CEASEFIRE AFTER HAMAS RELEASES ALL HOSTAGES AND IS REMOVED FROM POWER

Do you favor an unconditional ceasefire in the Israel-Hamas war that would leave everyone in place, or do you think any ceasefire should happen only after the release of all hostages and Hamas removed from power?

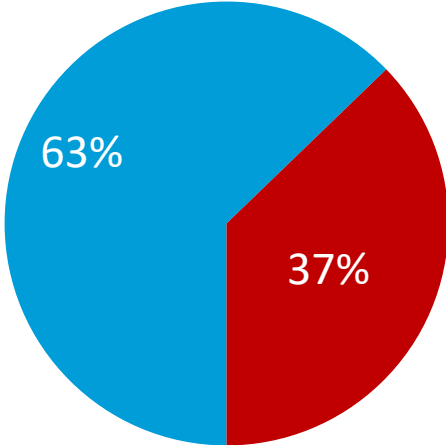


Column %	18-24	25-34	35-44	45-54	55-64	65+
Favor unconditional ceasefire that would leave everyone in place	53%	47%	47%	33%	18%	18%
Ceasefire should happen only after the release of all hostages and Hamas being removed from power	47%	53%	53%	67%	82%	82%

- Favor unconditional ceasefire that would leave everyone in place
- Ceasefire should happen only after the release of all hostages and Hamas being removed from power

MOST VOTERS CONTINUE TO SUPPORT ISRAEL'S GROUND INVASION

Do you support Israel continuing its ground invasion into Southern Gaza to root out the final elements of Hamas or oppose it because 1.2 million civilians have taken shelter there and will be under significant risk of harm if Israel pushes forward?

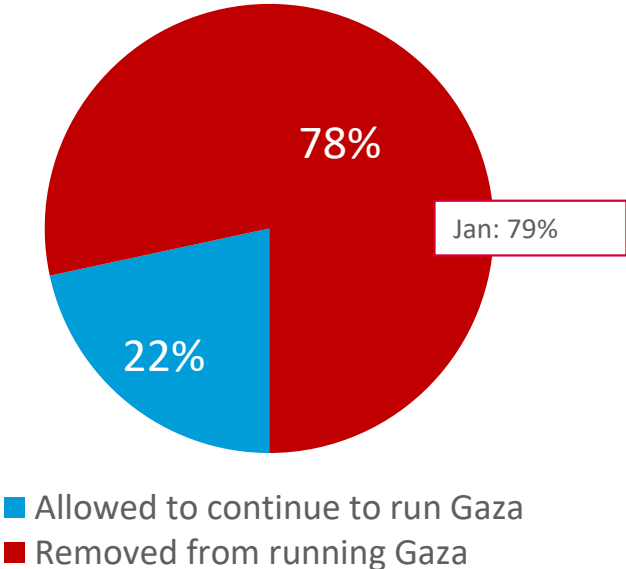


■ Support ■ Oppose

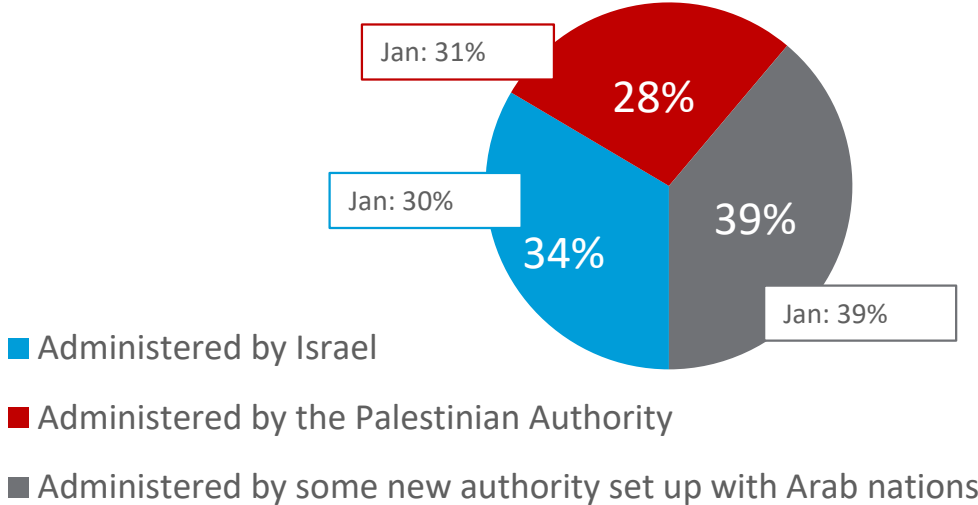
Column %	18-24	25-34	35-44	45-54	55-64	65+
Support	57%	57%	63%	60%	65%	70%
Oppose	43%	43%	37%	40%	35%	30%

STEADY FROM LAST MONTH, VOTERS FEEL HAMAS SHOULD BE REMOVED FROM GAZA, BUT REMAIN SPLIT ON HOW GAZA SHOULD BE ADMINISTERED

Should Hamas be allowed to continue to run Gaza or does Hamas need to be removed from running Gaza?



If Hamas is removed, should Gaza be administered by Israel, by the Palestinian Authority or by some new authority set up through negotiations with Arab nations?



Column %	18-24	25-34	35-44	45-54	55-64	65+
Allowed to continue to run Gaza	43%	40%	34%	18%	6%	5%
Removed from running Gaza	57%	60%	66%	82%	94%	95%

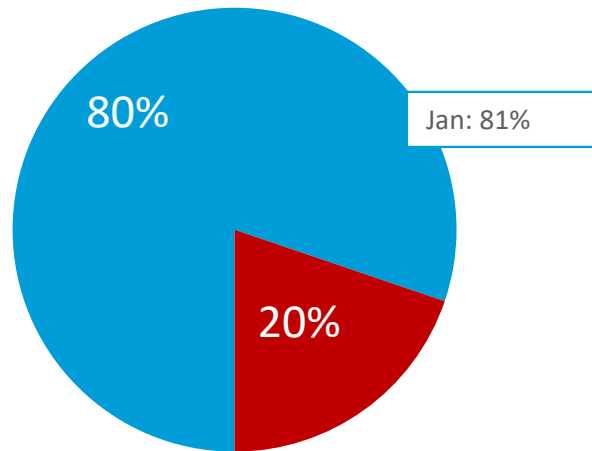
Column %	18-24	25-34	35-44	45-54	55-64	65+
Administered by Israel	45%	36%	40%	31%	31%	27%
Administered by the Palestinian Authority	36%	36%	31%	29%	20%	21%
Administered by some new authority set up with Arab nations	19%	28%	29%	40%	48%	52%

LE11: Should Hamas be allowed to continue to run Gaza or does Hamas need to be removed from running Gaza?

LE12: If Hamas is removed, should Gaza be administered by Israel, by the Palestinian Authority or by some new authority set up through negotiations with Arab nations?

AN OVERWHELMING MAJORITY OF VOTERS TODAY SAY US FORCES IN THE REGION ARE COMING UNDER ATTACK

Do you think that US forces in the region are coming under attack by terrorist groups or are US forces not coming under attack?



■ Coming under attack ■ Not coming under attack

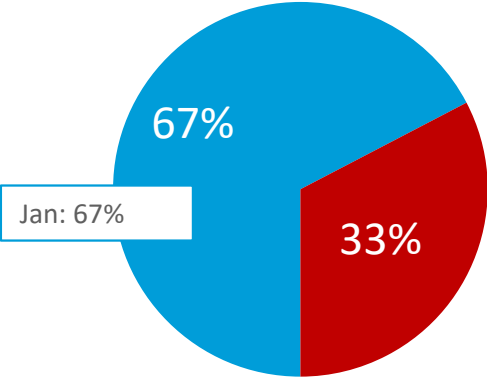
Column %	18-24	25-34	35-44	45-54	55-64	65+
Coming under attack	69%	70%	72%	81%	85%	94%
Not coming under attack	31%	30%	28%	19%	15%	6%

LE7: Do you think that US forces in the region are coming under attack by terrorist groups or are US forces not coming under attack?

LE0202: Do you support Israel continuing its ground invasion into Southern Gaza to root out the final elements of Hamas or oppose it because 1.2 million civilians have taken shelter there and will be under significant risk of harm if Israel pushes forward?

2 IN 3 VOTERS WOULD SUPPORT THE U.S. ACTIVELY STRIKING AGAINST IRAN-BACKED TERRORIST GROUPS, AND MOST SAY BIDEN’S RESPONSE HAS BEEN TOO WEAK

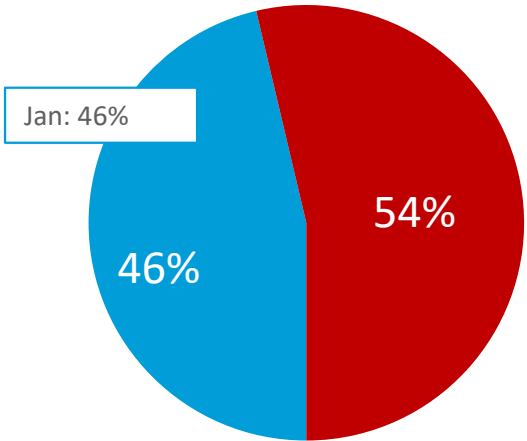
Should the US respond to any such attacks with strikes against terrorist groups or should it just defend itself against such attacks?



- Respond with strikes against terrorist groups
- Just defend itself but not strike back

Column %	18-24	25-34	35-44	45-54	55-64	65+
Respond with strikes against terrorist groups	56%	57%	64%	70%	74%	75%
Just defend itself but not strike back	44%	43%	36%	30%	26%	25%

Is President Biden acting forcefully and appropriately enough against such attacks or has his response been too weak?



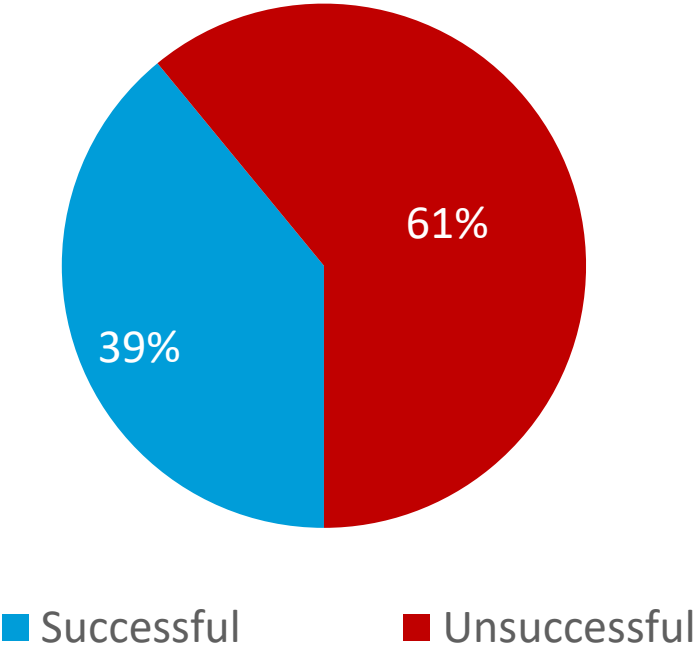
- Acting forcefully enough
- Response has been too weak

Column %	18-24	25-34	35-44	45-54	55-64	65+
Acting forcefully enough	49%	67%	57%	38%	34%	35%
Response has been too weak	51%	33%	43%	62%	66%	65%

LE8: Should the US respond to any such attacks with strikes against terrorist groups or should it just defend itself against such attacks?
 LE9: Is President Biden acting forcefully and appropriately enough against such attacks or has his response been too weak?

MOST VOTERS SAY BIDEN'S IRAN POLICY HAS BEEN UNSUCCESSFUL

Has President Biden's policy towards Iran so far been successful or unsuccessful?



Column %	18-24	25-34	35-44	45-54	55-64	65+
Successful	53%	48%	52%	36%	29%	27%
Unsuccessful	47%	52%	48%	64%	71%	73%